



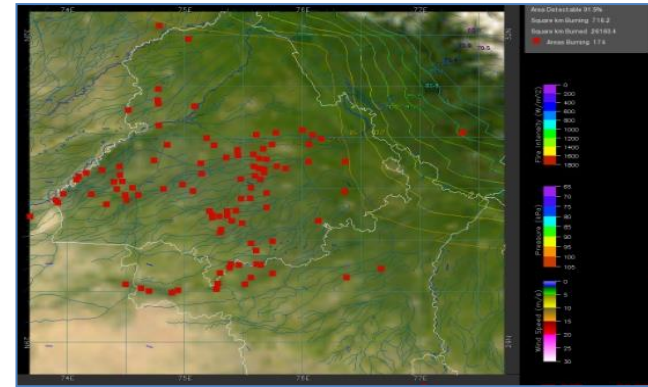

**Bulletin
No. 45**

**Events Date:
29-Oct-2021**

**Issued on:
29-Oct-2021**



MONITORING PADDY RESIDUE BURNING IN INDIA USING SATELLITE REMOTE SENSING DURING 2021



Prepared by:

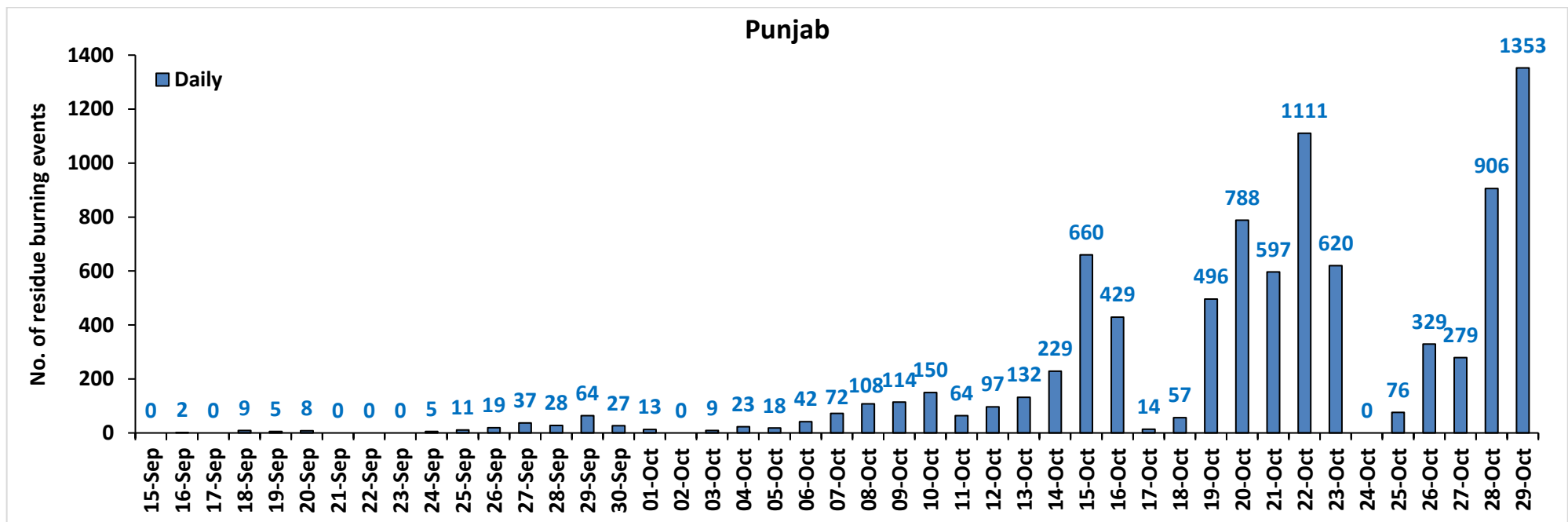
**Consortium for Research on Agroecosystem Monitoring and Modeling from Space (CREAMS) Laboratory,
Division of Agricultural Physics, ICAR – Indian Agricultural Research Institute, New Delhi – 110012**

<http://creams.iari.res.in>

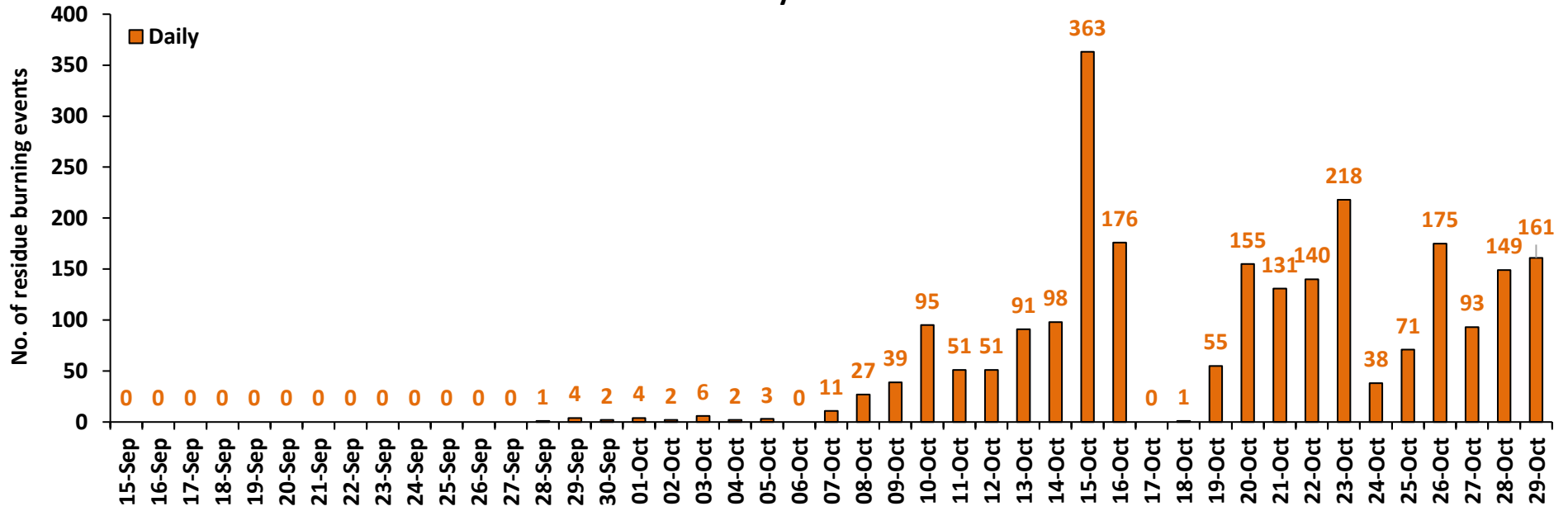
Highlights for 29-October-2021

- The active fire events due to rice residue burning were monitored using satellite remote sensing, following the new "Standard Protocol for Estimation of Crop Residue Burning Fire Events using Satellite Data".
- Satellites detected **1666** residue burning events in the six study States on 29-Oct-2021.
- The state wise events detected on 29-Oct-2021 were **1353** in Punjab, **161** in Haryana, **32** in UP, **0** in Delhi, **23** in Rajasthan and **97** in MP.
- The number of events has increased from **1204** on 28-Oct-2021 to **1666** on 29-Oct-2021 in the six study states.
- Total **12955** burning events were detected in the six states between 15-Sept-2021 and 29-Oct-2021, which are distributed as **9001**, **2413**, **837**, **0**, **89** and **615** in Punjab, Haryana, UP, Delhi, Rajasthan and MP, respectively.
- Overall, the total burning events recorded in the six states are **59.8%** less than in 2020 till date. Punjab recorded **65.1%** reduction, Haryana recorded **12.9%** increase, UP recorded **22.6%** reduction, Delhi recorded **100%** reduction, Rajasthan recorded **85.2%** reduction and MP recorded **77.1%** reduction, in the current season than in 2020.

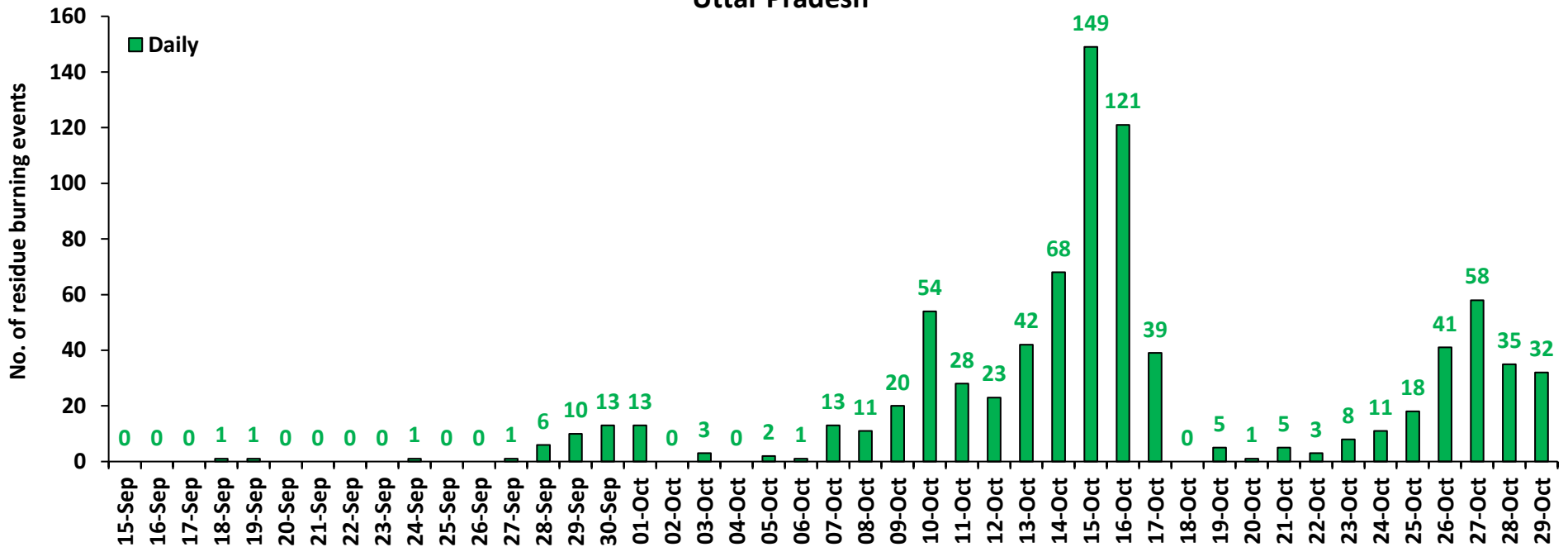
Temporal distribution of rice residue burning events for the study States in 2021



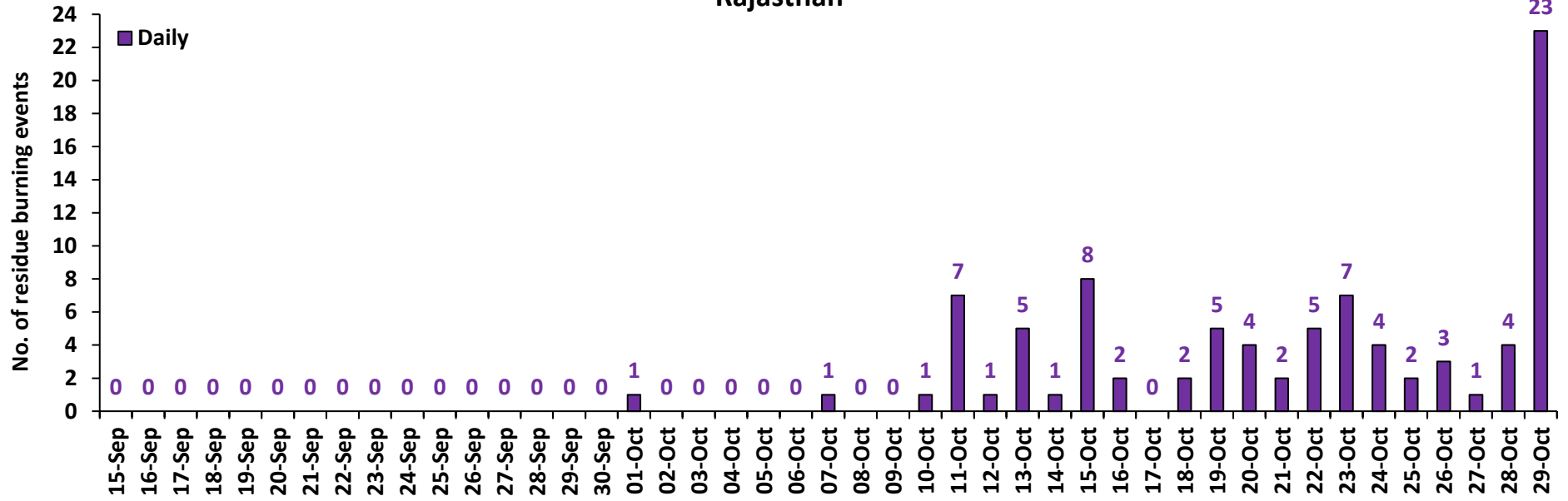
Haryana



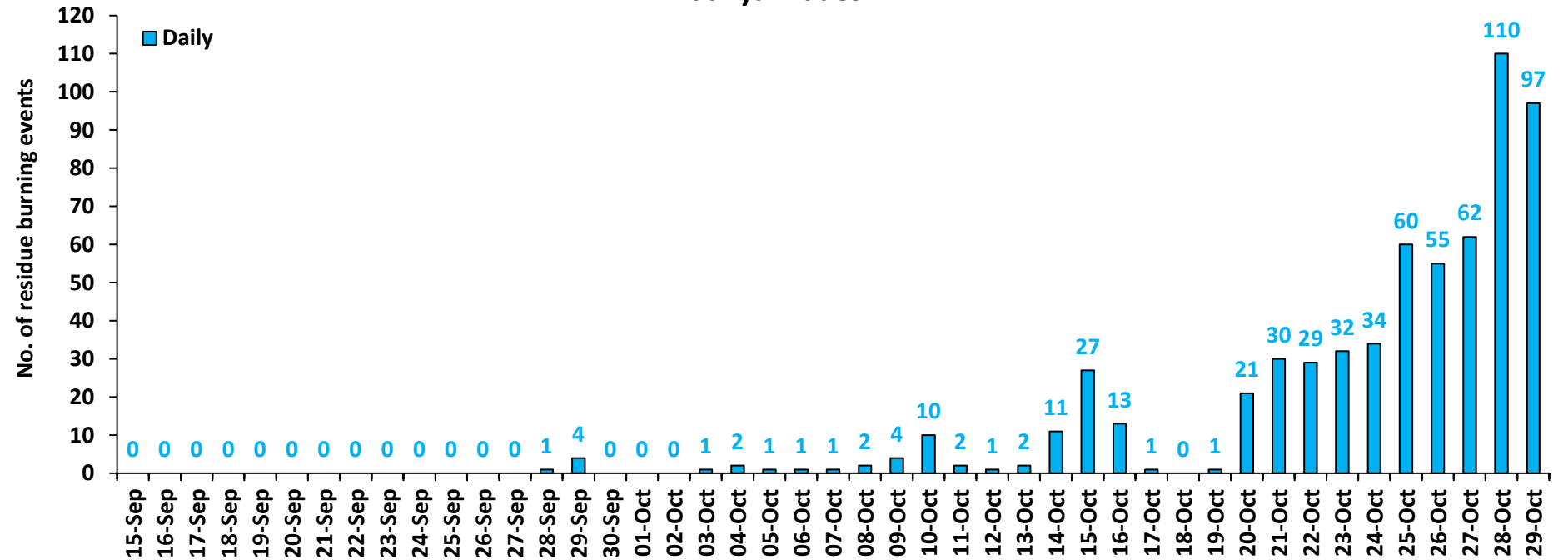
Uttar Pradesh



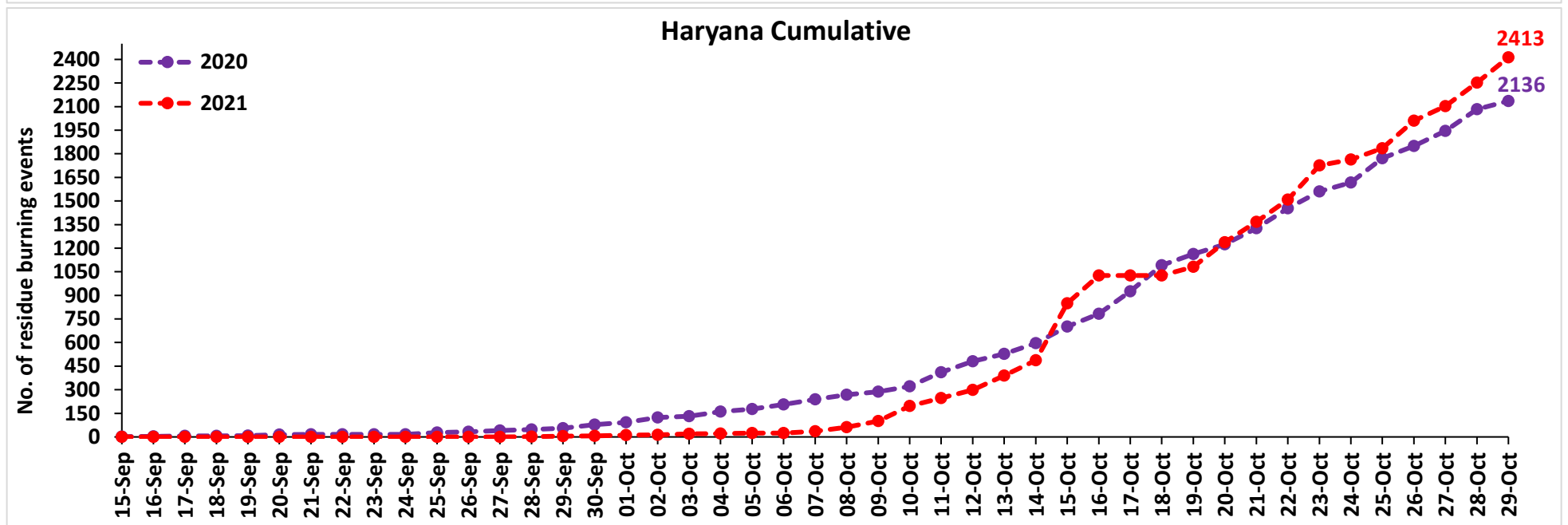
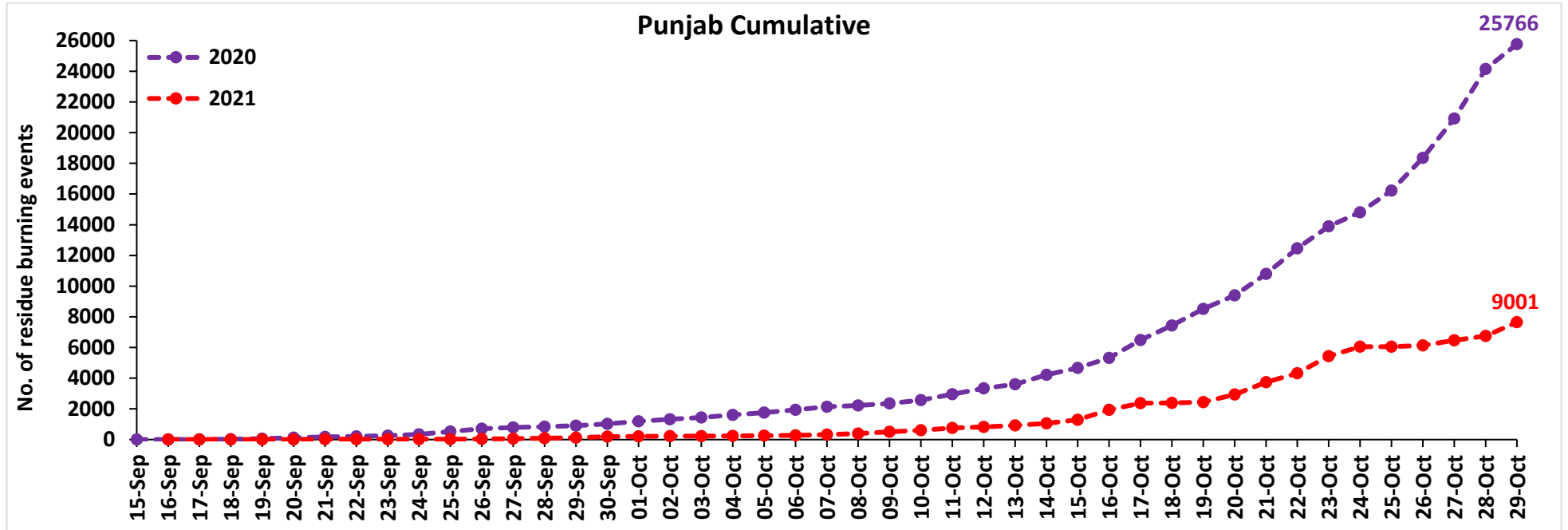
Rajasthan

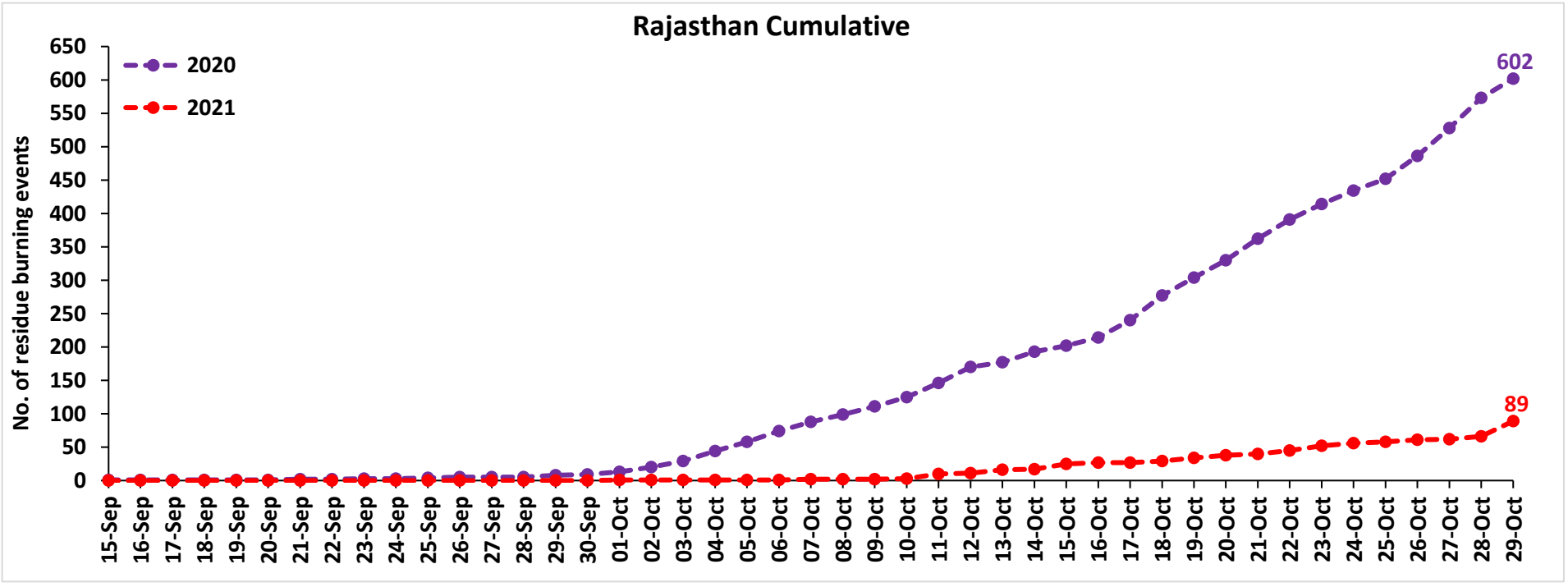
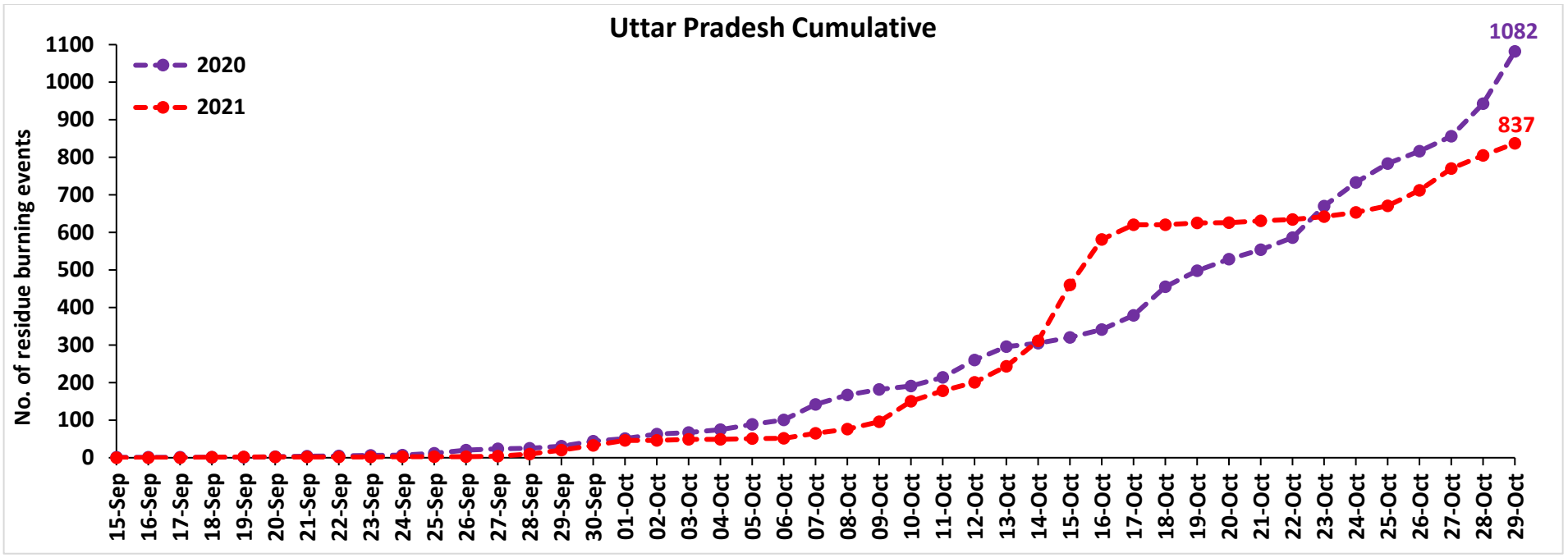


Madhya Pradesh

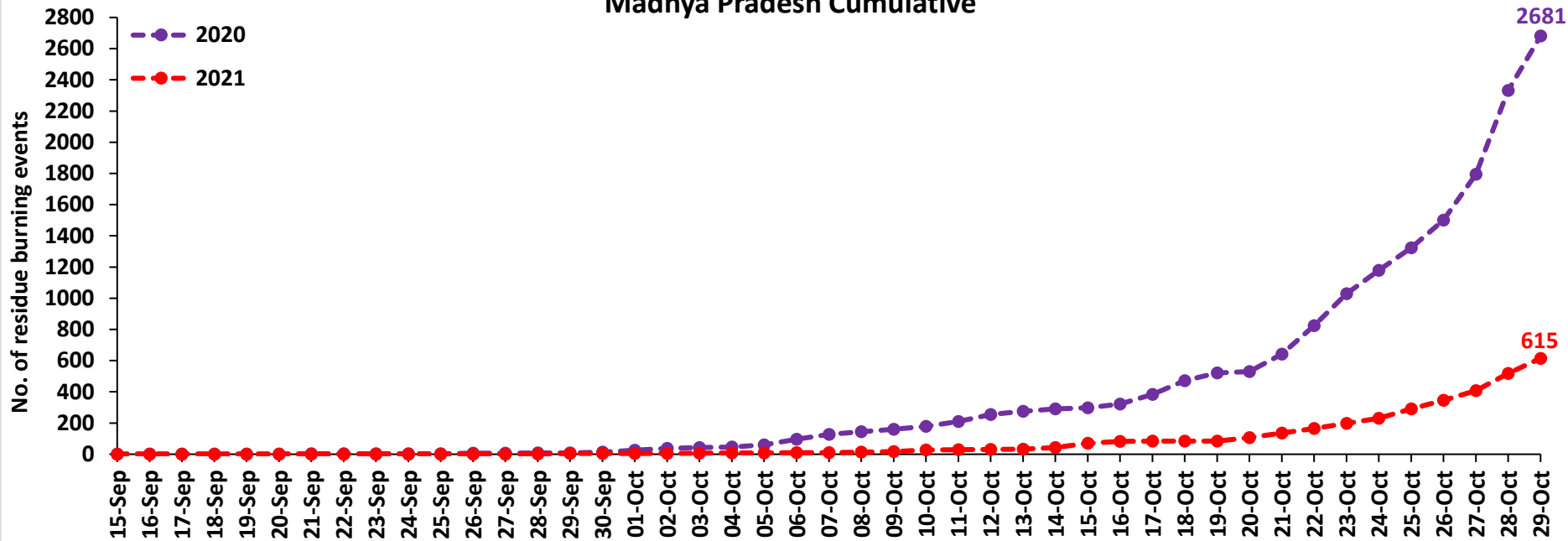


Comparison of residue burning events in current year (2021) with previous year (2020) for the study States

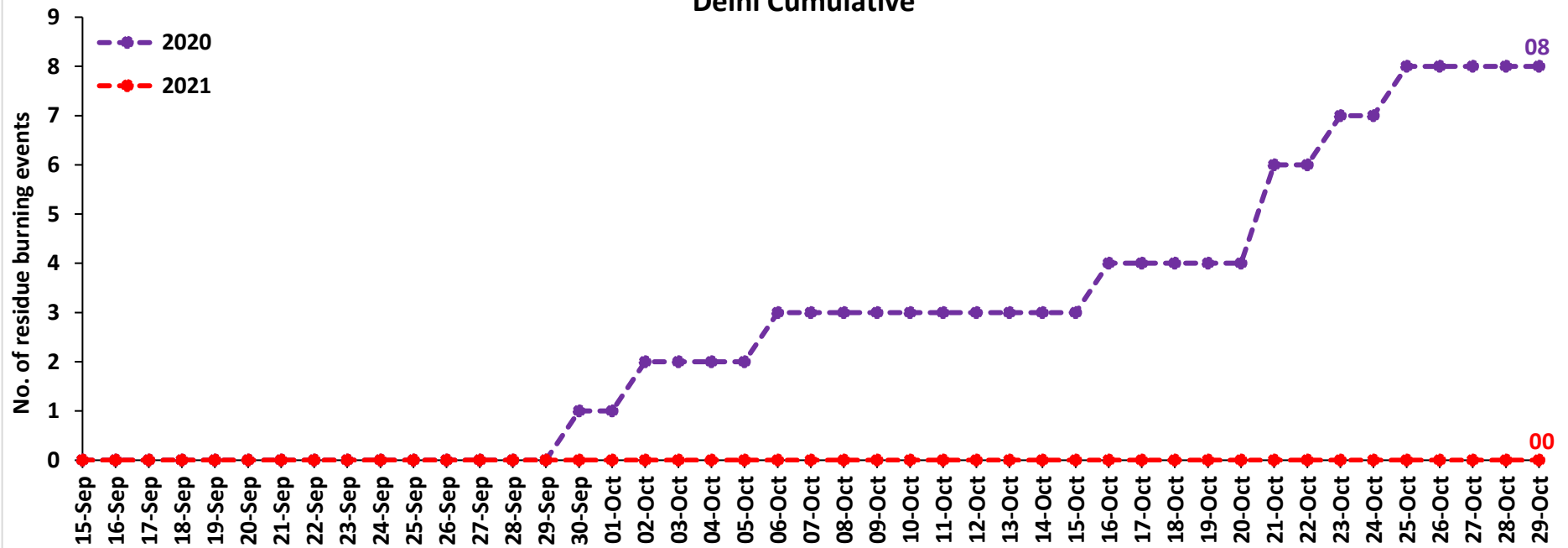




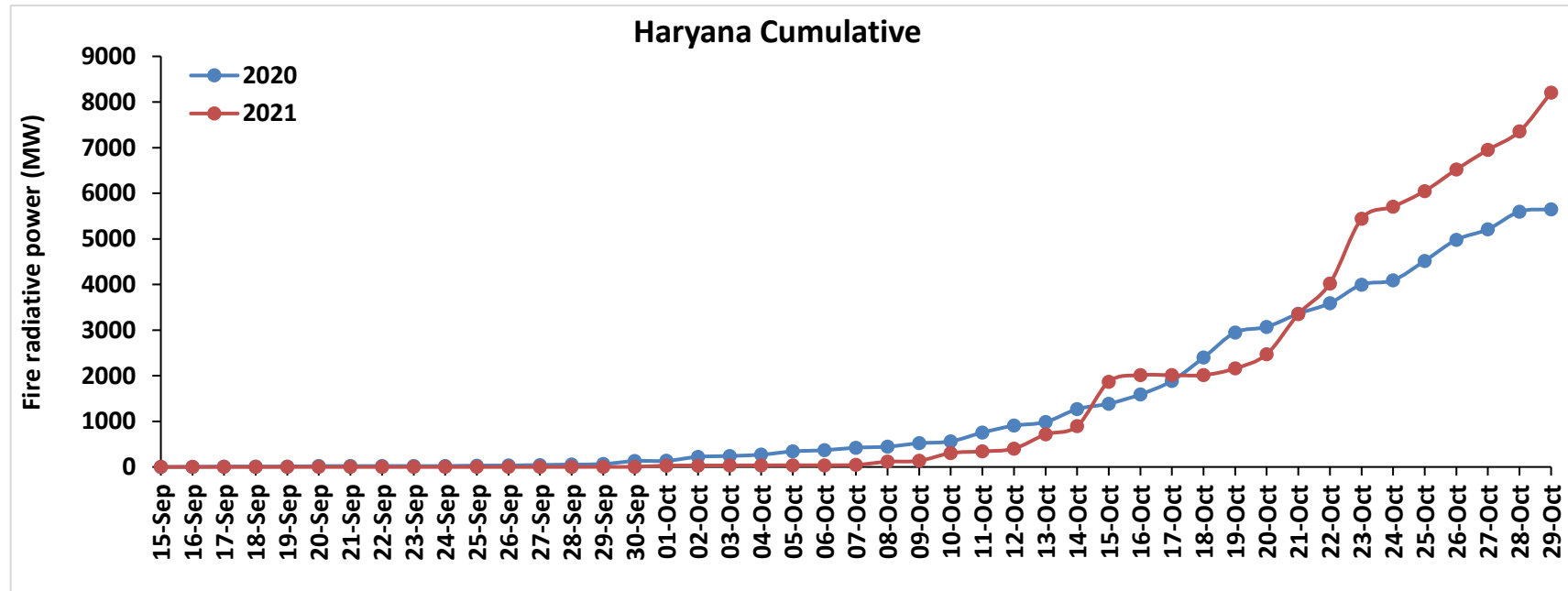
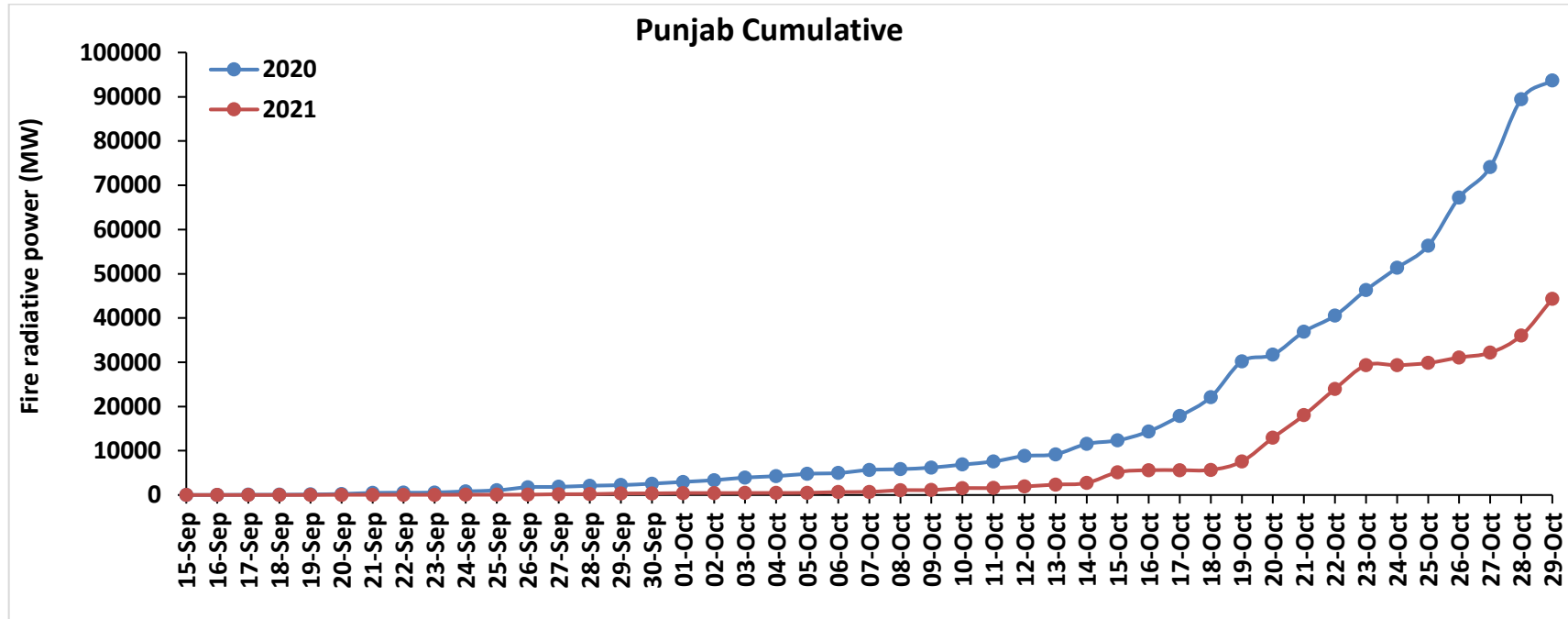
Madhya Pradesh Cumulative



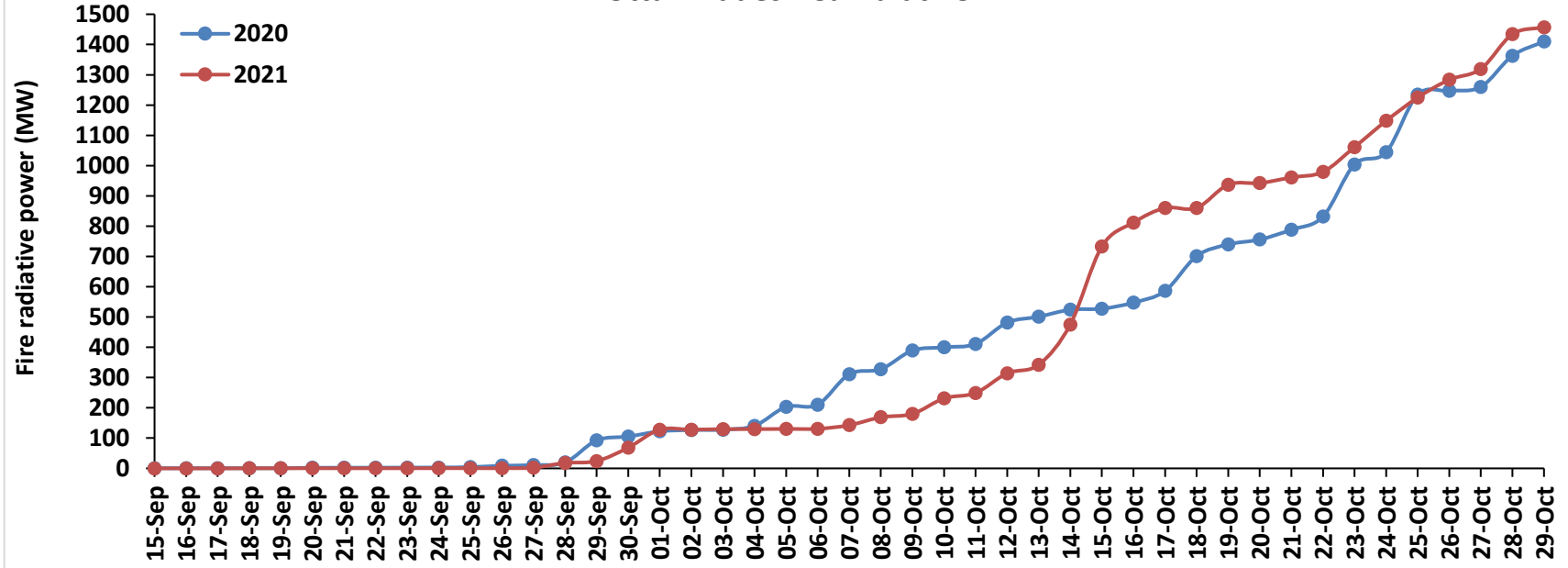
Delhi Cumulative



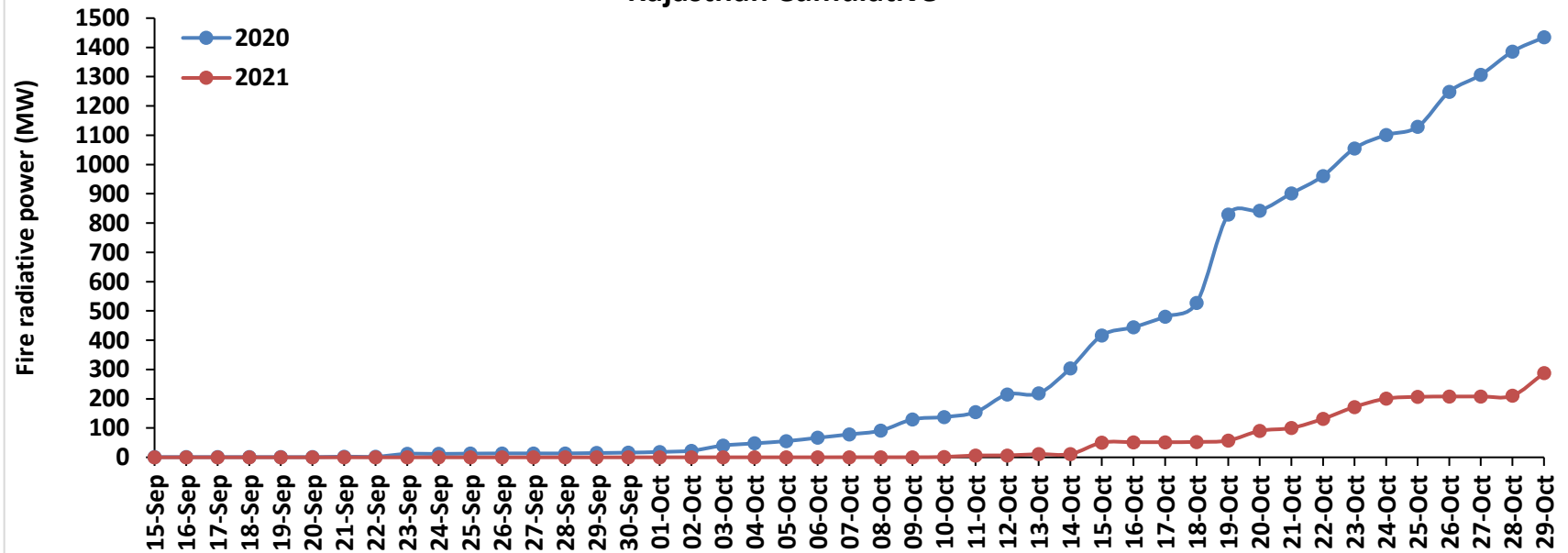
Comparison of residue burning fire power in current year (2021) with previous year (2020) for the study States



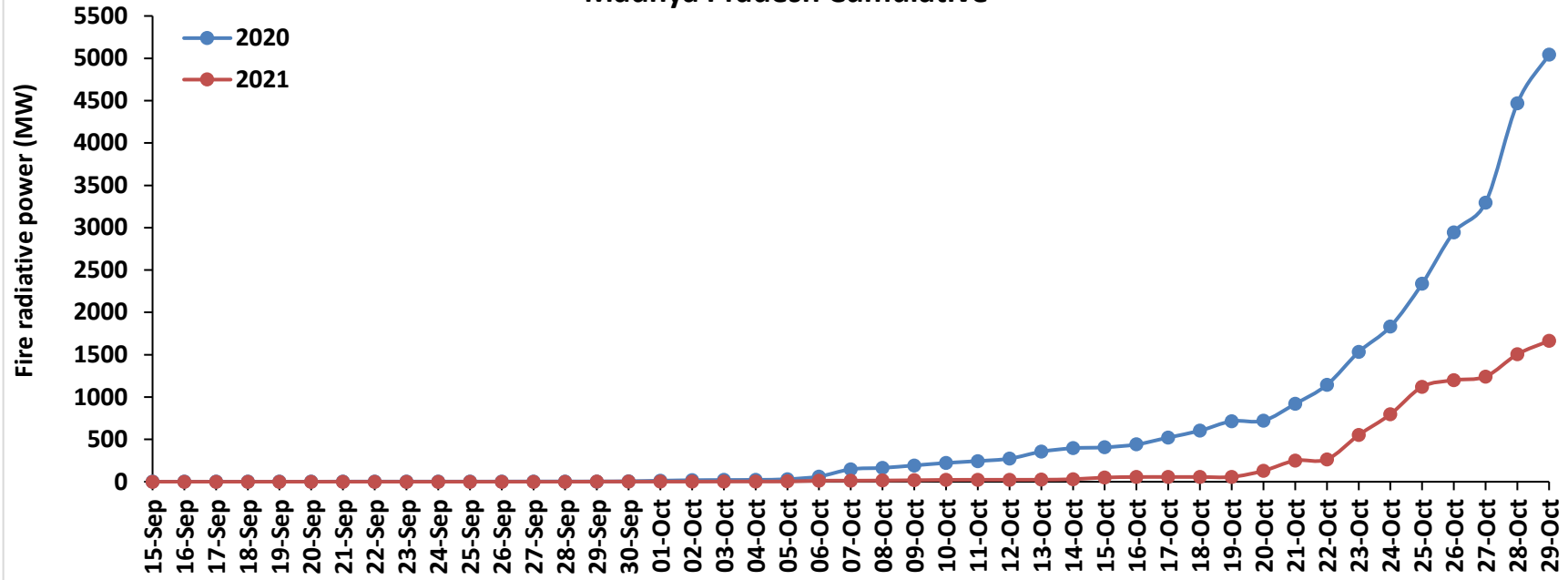
Uttar Pradesh Cumulative



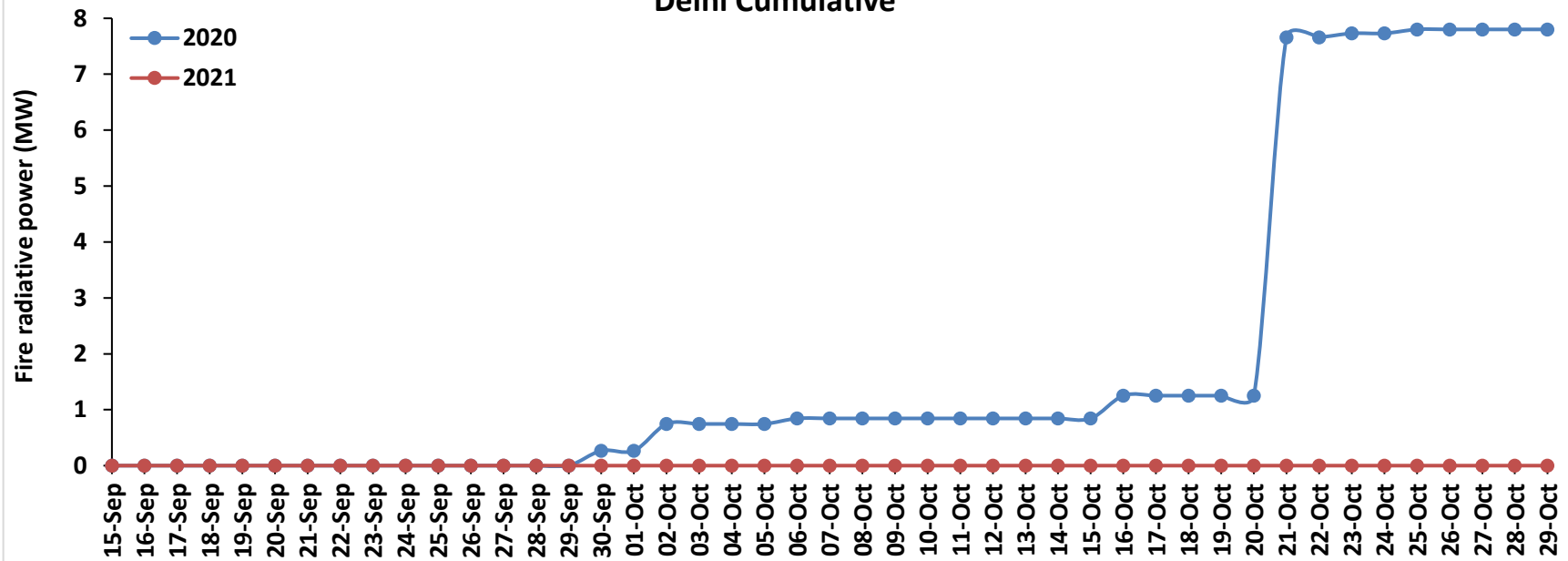
Rajasthan Cumulative



Madhya Pradesh Cumulative

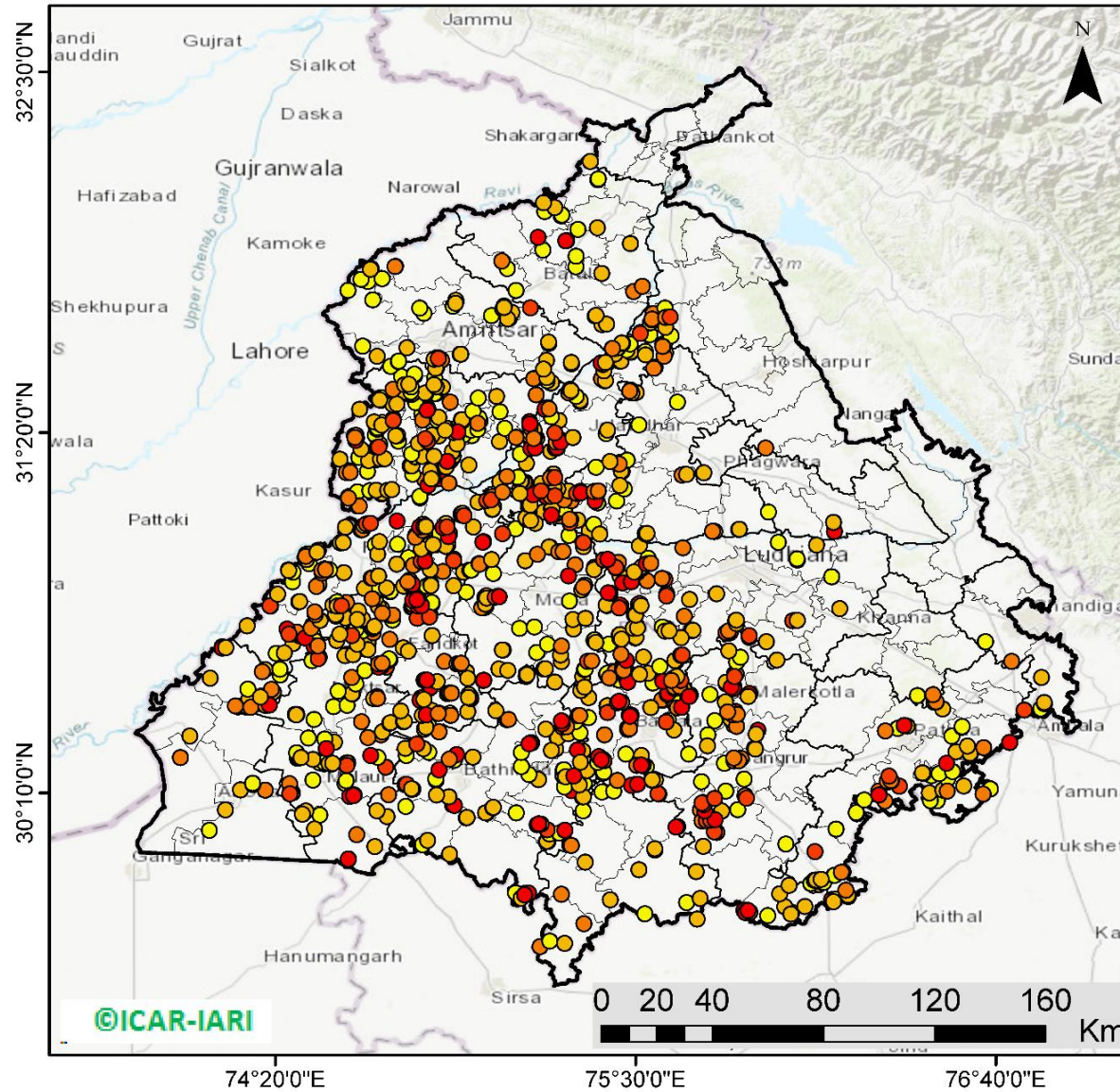


Delhi Cumulative



Punjab

RICE RESIDUE BURNING IN PUNJAB



1353 burning events detected in Punjab on 29th October 2021

Fire Intensity (W/m²)

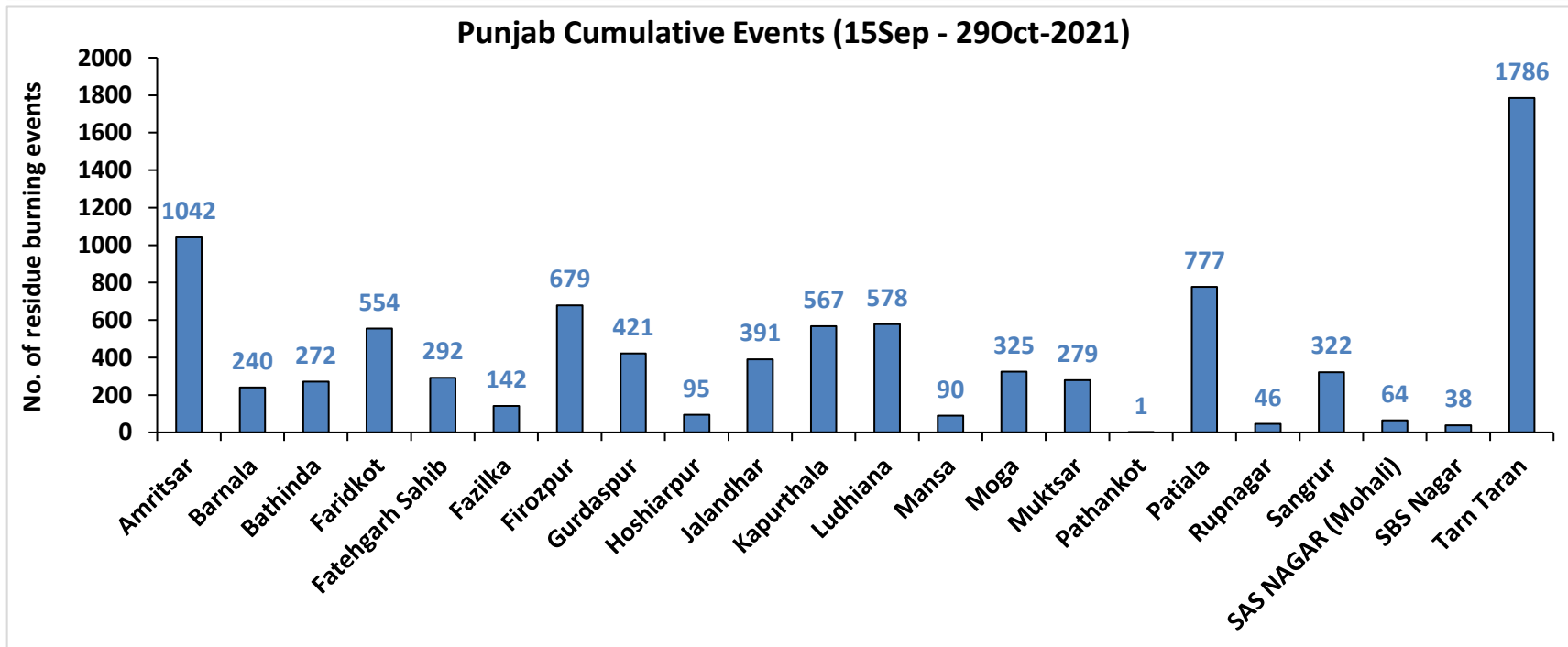
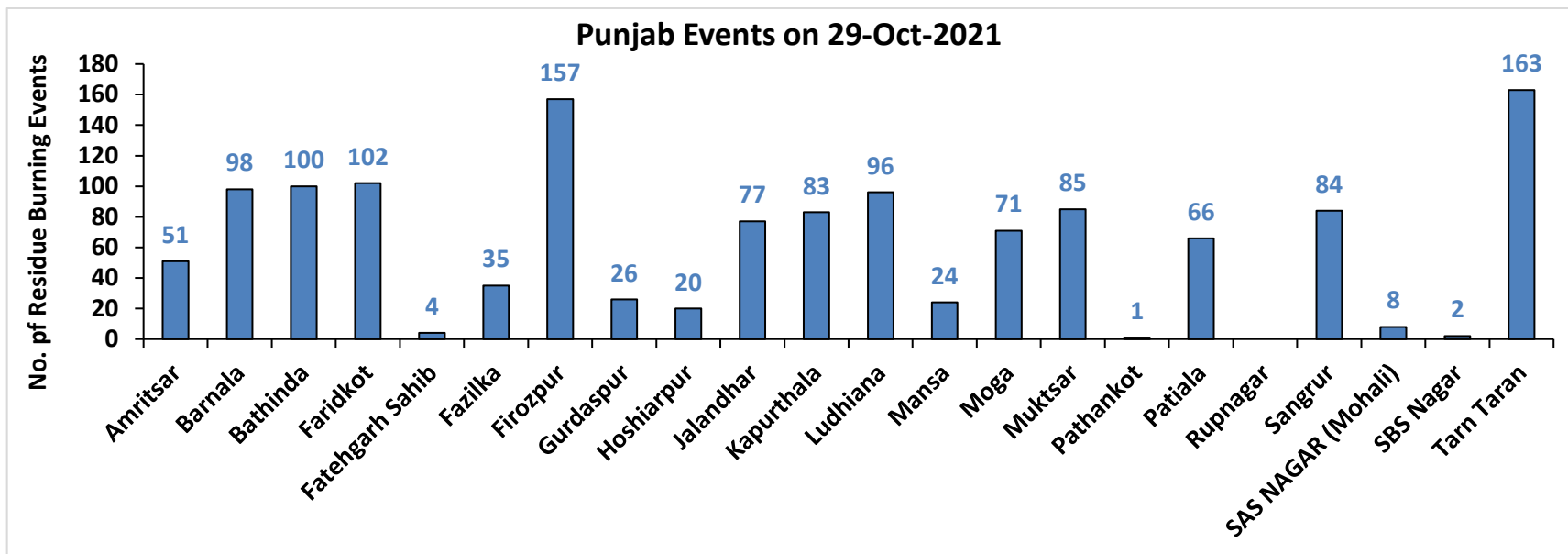
- 0 - 5
- 6 - 10
- 11 - 15
- 16 - 20
- >20

©ICAR-IARI



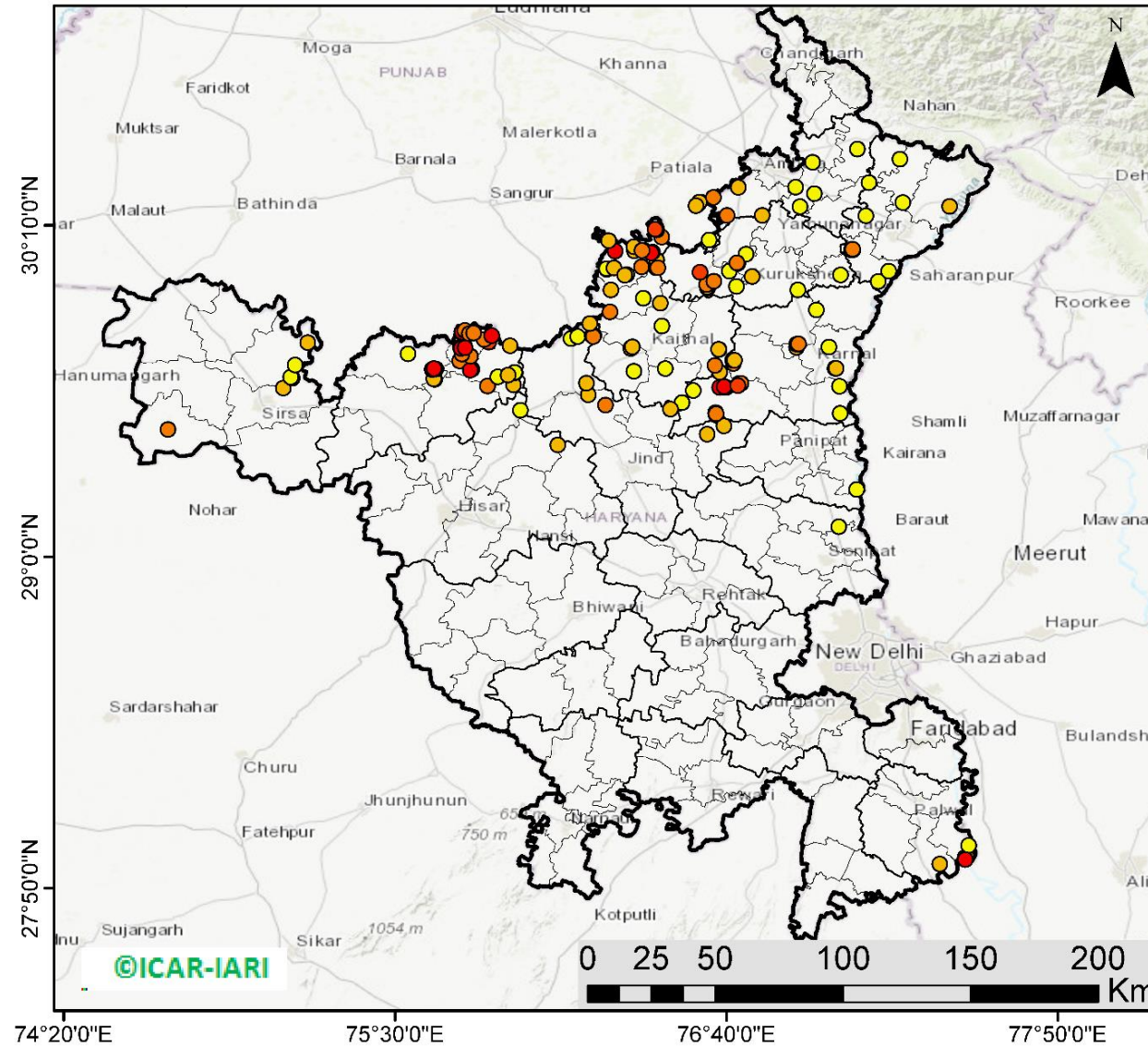
<http://geoportal.icar.gov.in:8080/geoexplorer/composer/>

District-wise cumulative number of residues burning events in Punjab (15 Sep - 29 Oct-2021)



Haryana

RICE RESIDUE BURNING IN HARYANA



161 burning events detected in Haryana on 29th October 2021

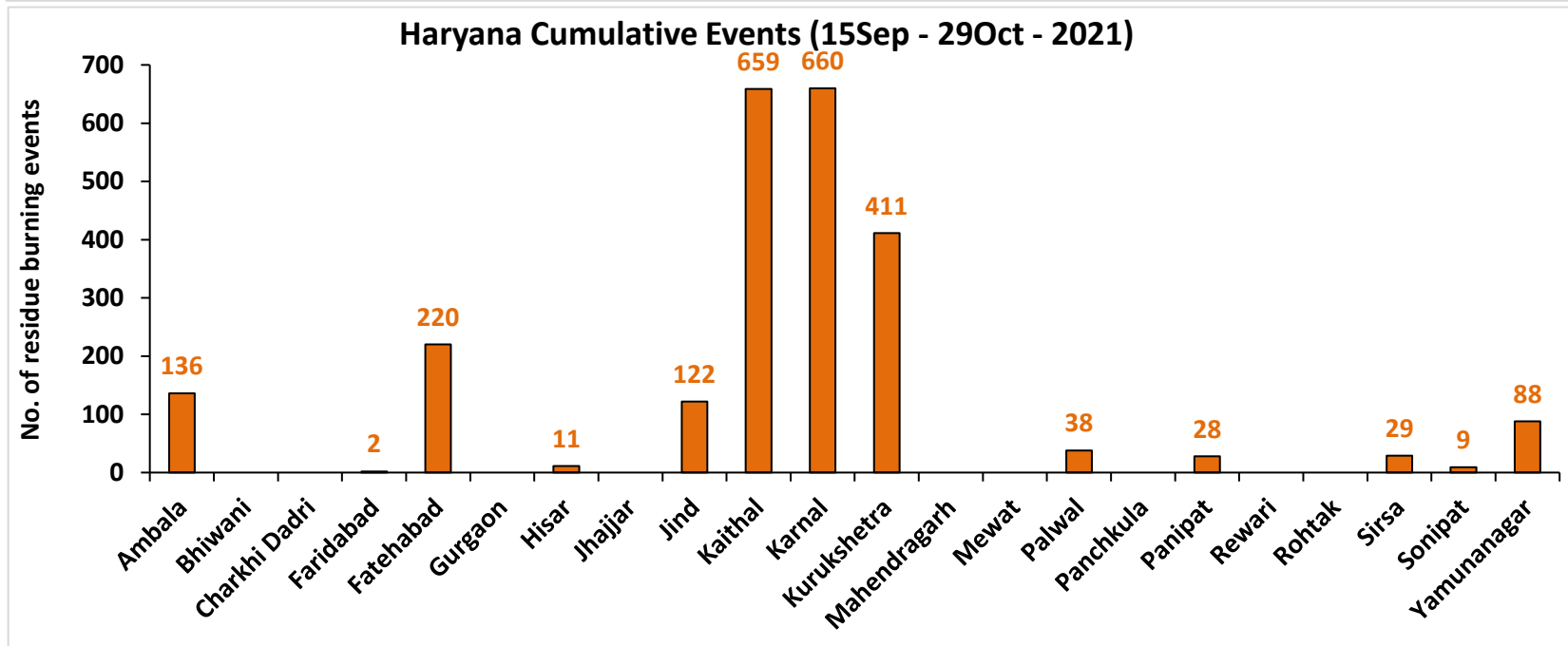
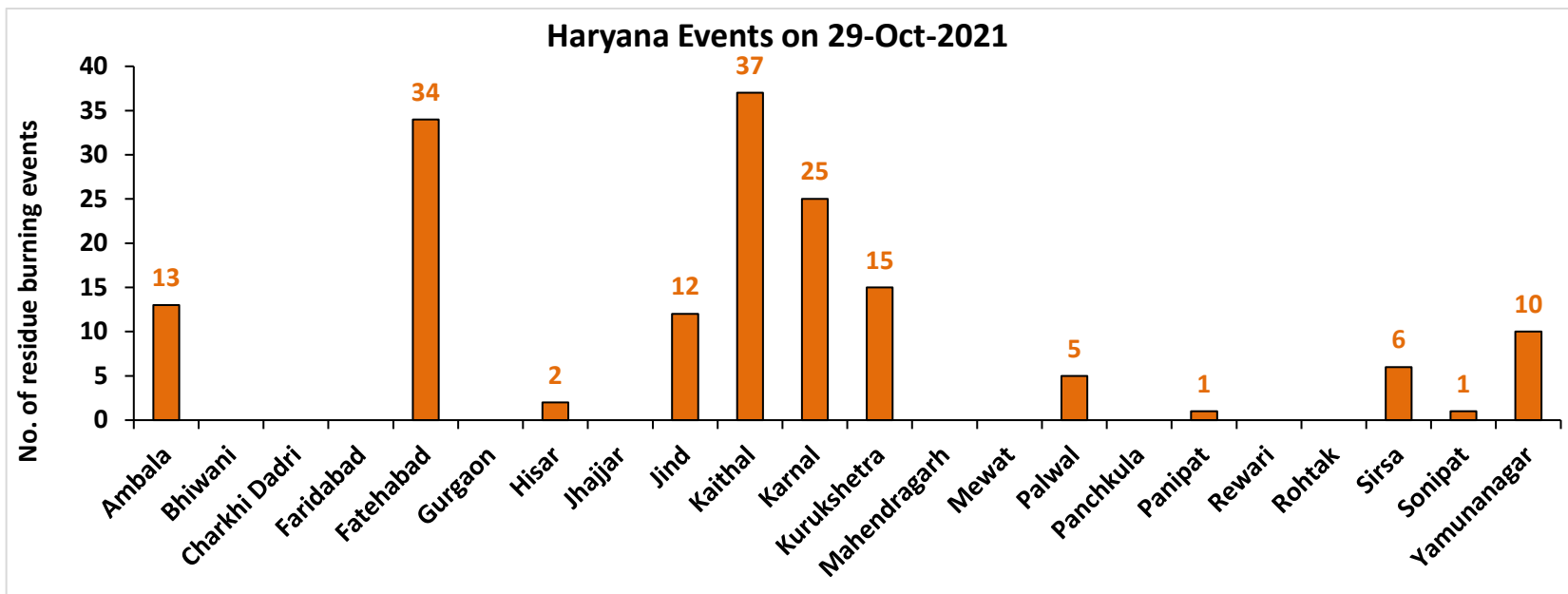
Fire Intensity (W/m²)

- 0 - 5
- 6 - 10
- 11 - 15
- 16 - 20
- >20



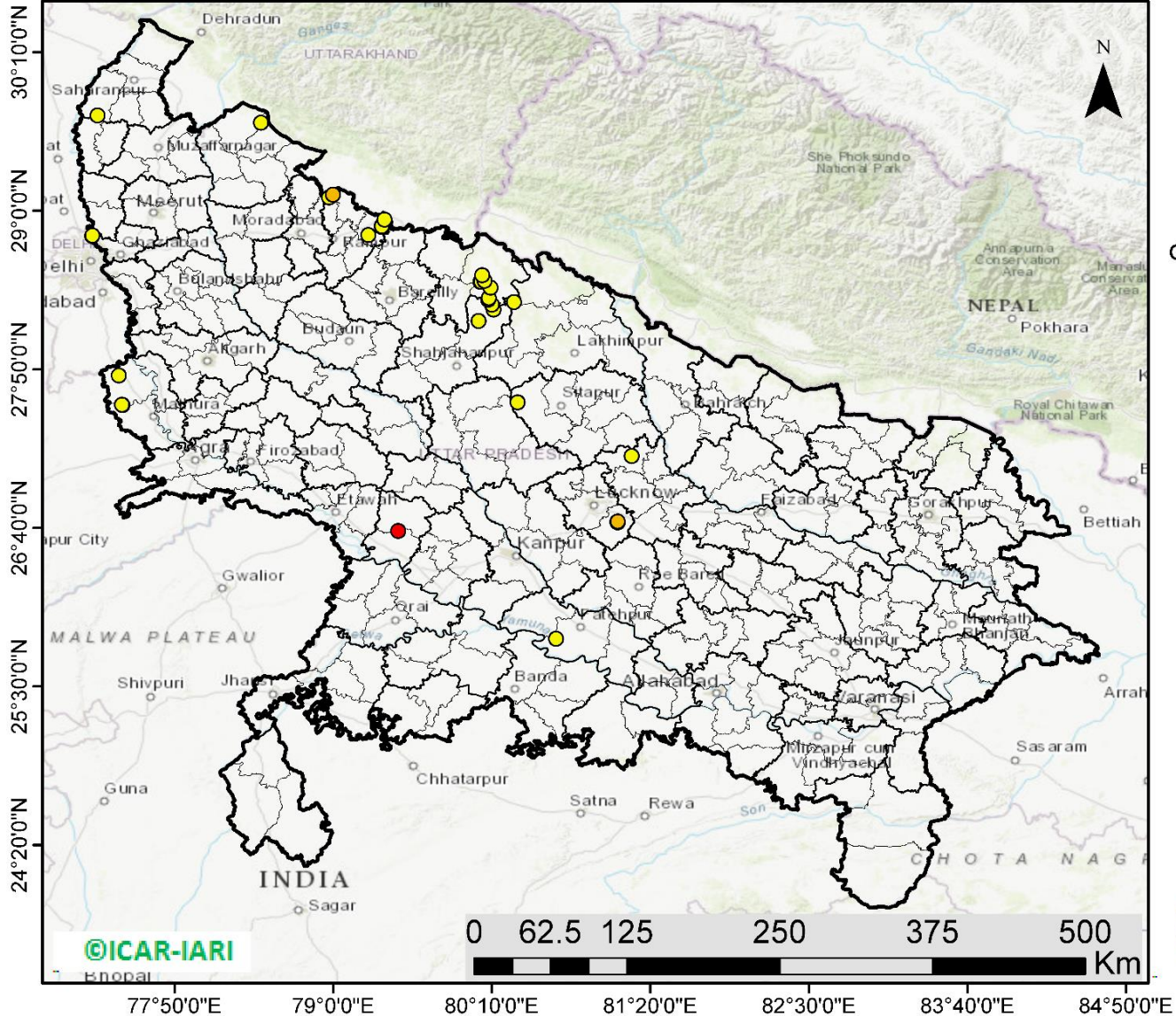
<http://geoportal.icar.gov.in:8080/geoexplorer/composer/>

District-wise cumulative number of residues burning events in Haryana (15 Sep - 29 Oct-2021)



Uttar Pradesh

RICE RESIDUE BURNING IN UTTAR PRADESH



32 burning events detected in Uttar Pradesh on 29th October 2021

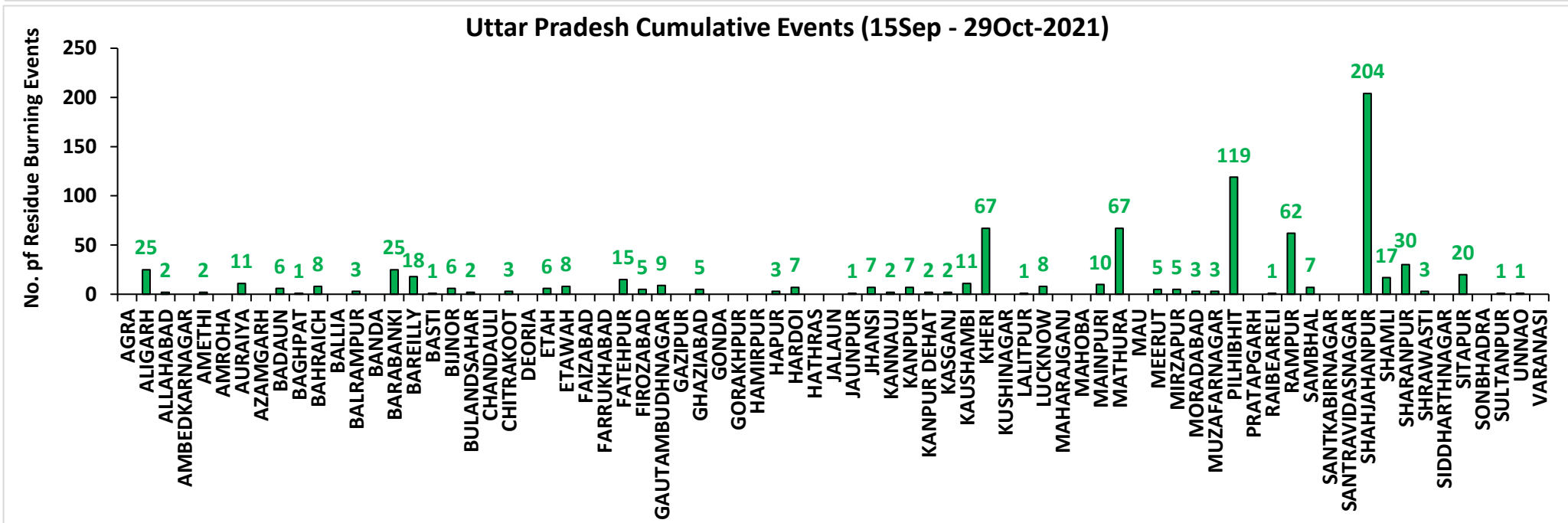
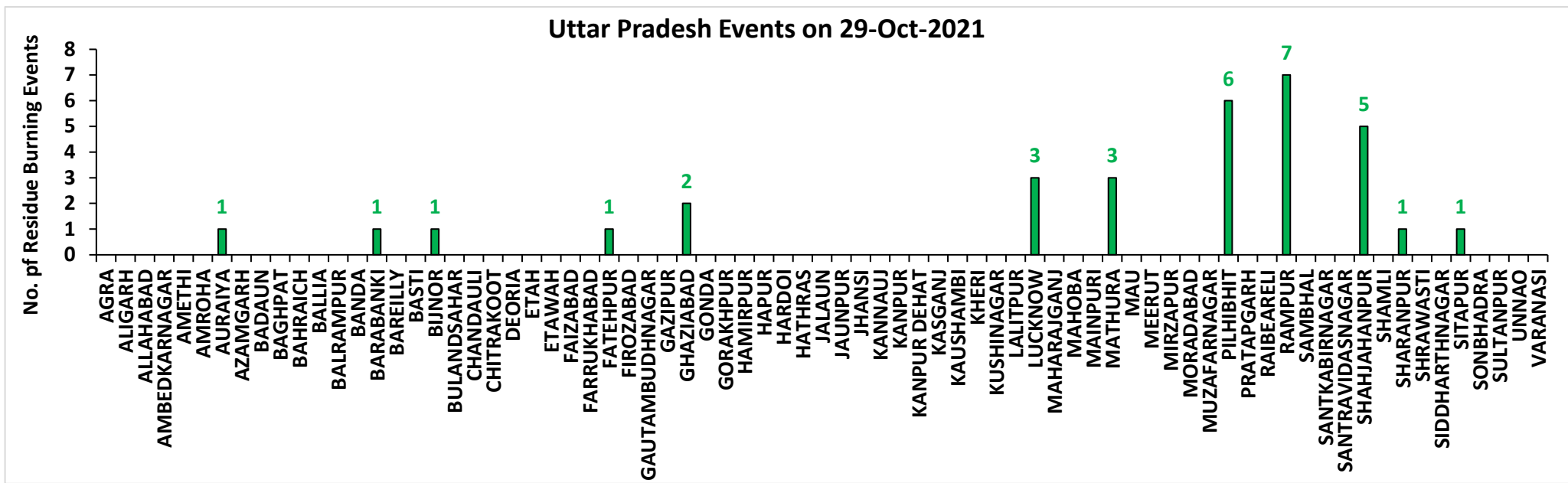
Fire Intensity (W/m2)

- 0 - 5
- 6 - 10
- 11 - 15
- 16 - 20
- >20



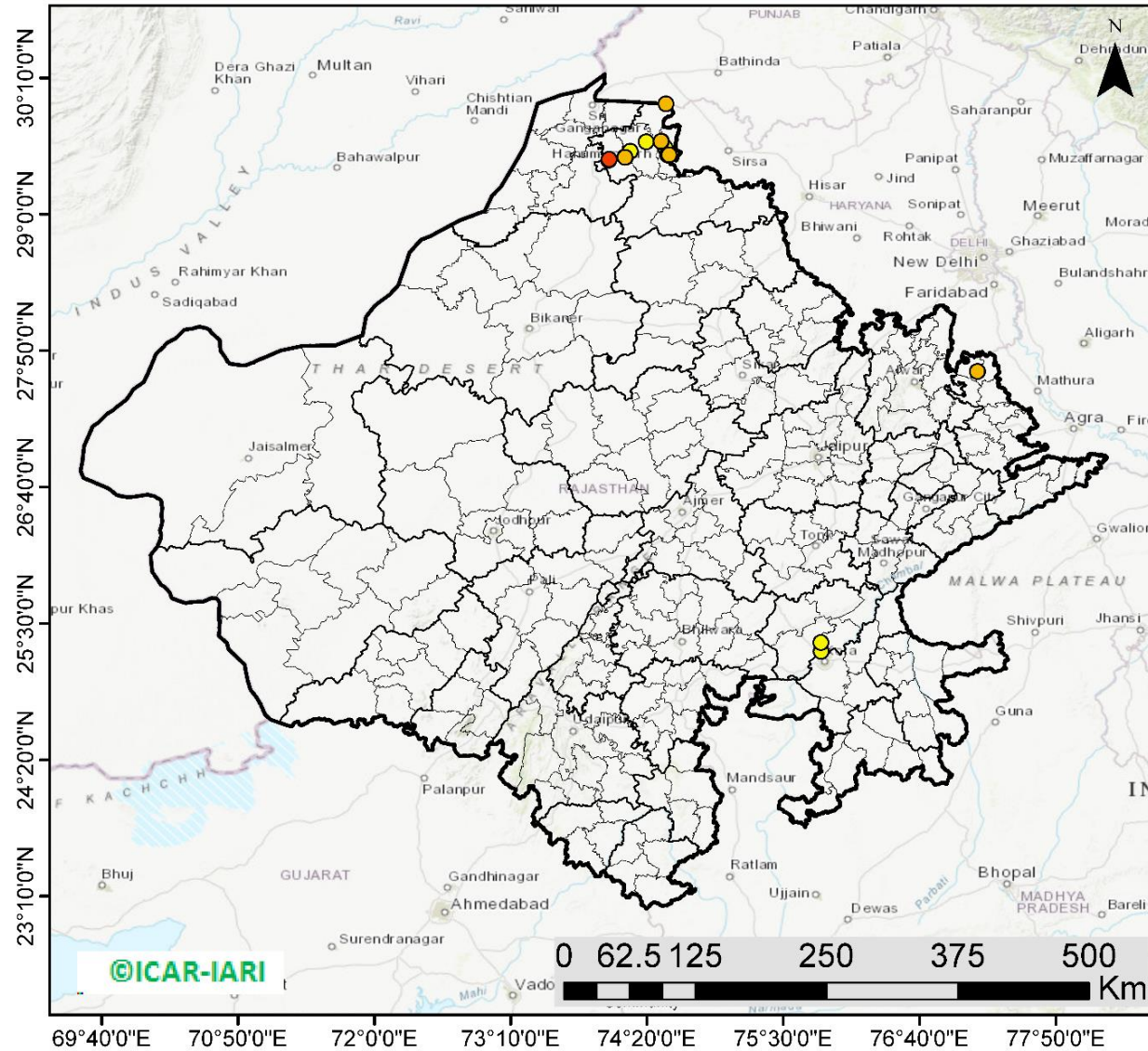
<http://geoportal.icar.gov.in:8080/geoexplorer/composer/>

District-wise cumulative number of residues burning events in Uttar Pradesh (15 Sep - 29 Oct-2021)



Rajasthan

RICE RESIDUE BURNING IN RAJASTHAN



23 burning events detected in Rajasthan on **29th October 2021**

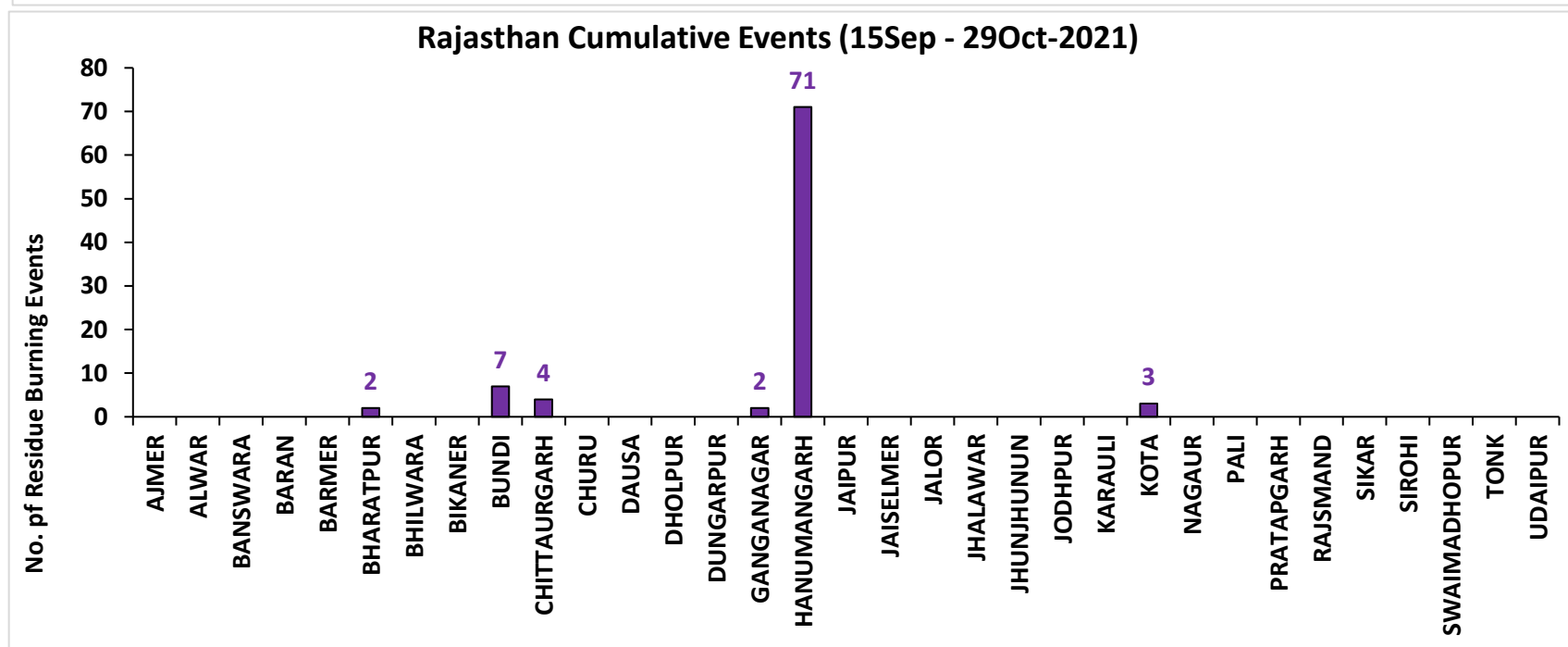
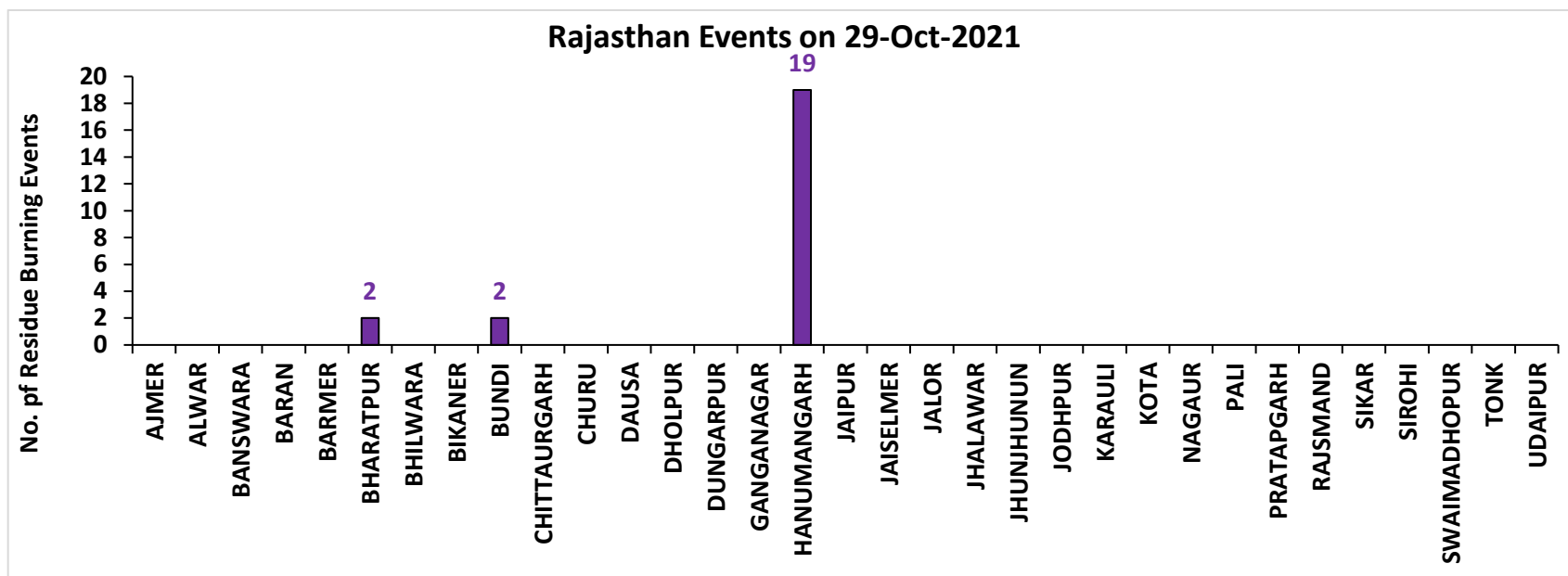
Fire Intensity (W/m²)

- 0 - 5
- 6 - 10
- 11 - 15
- 16 - 20
- >20



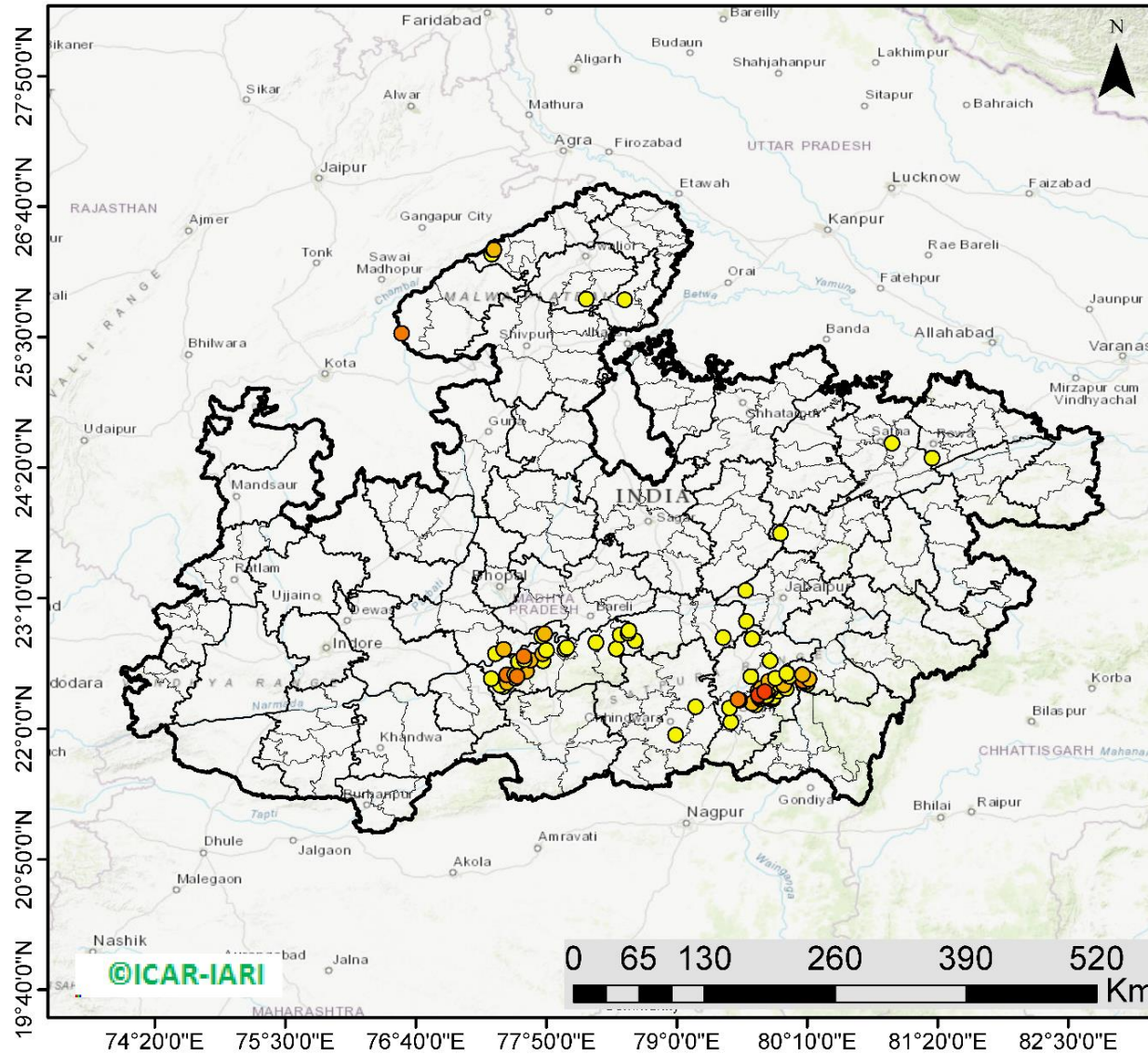
<http://geoportal.icar.gov.in:8080/geoexplorer/composer/>

District-wise cumulative number of residues burning events in Rajasthan (15 Sep - 29 Oct-2021)



Madhya Pradesh

RICE RESIDUE BURNING IN MADHYA PRADESH



97 burning events detected in MP on 29th October 2021

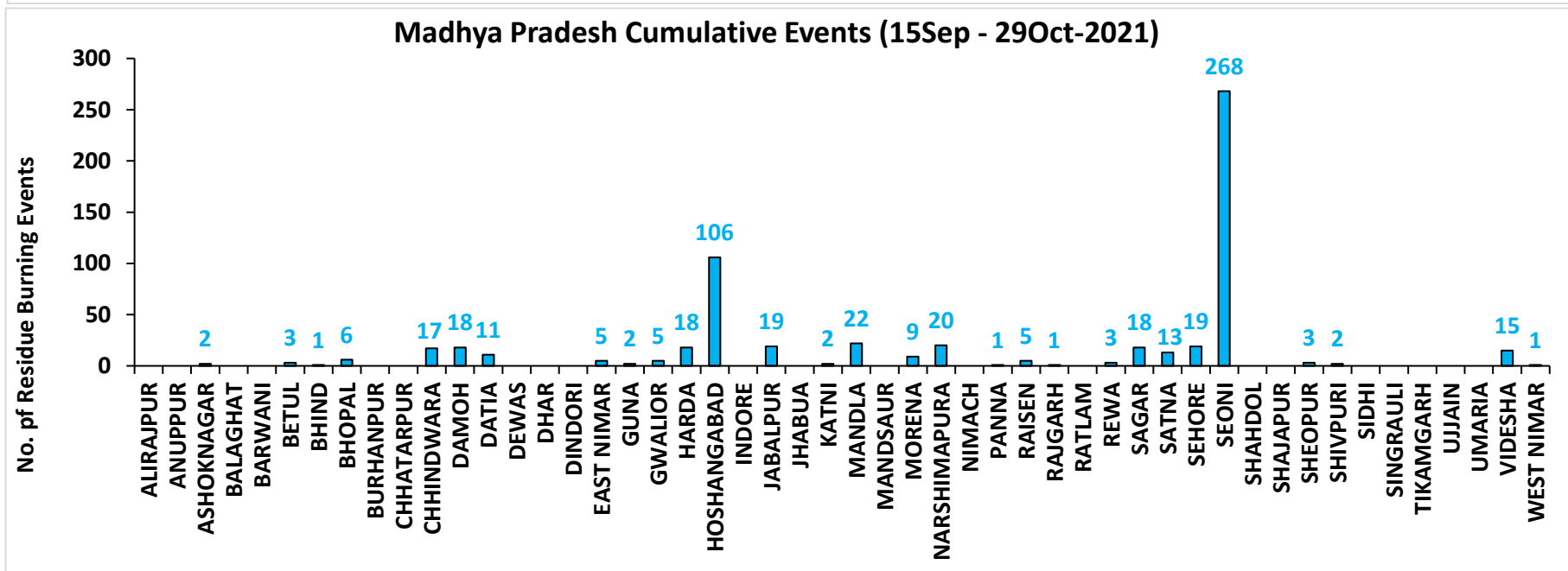
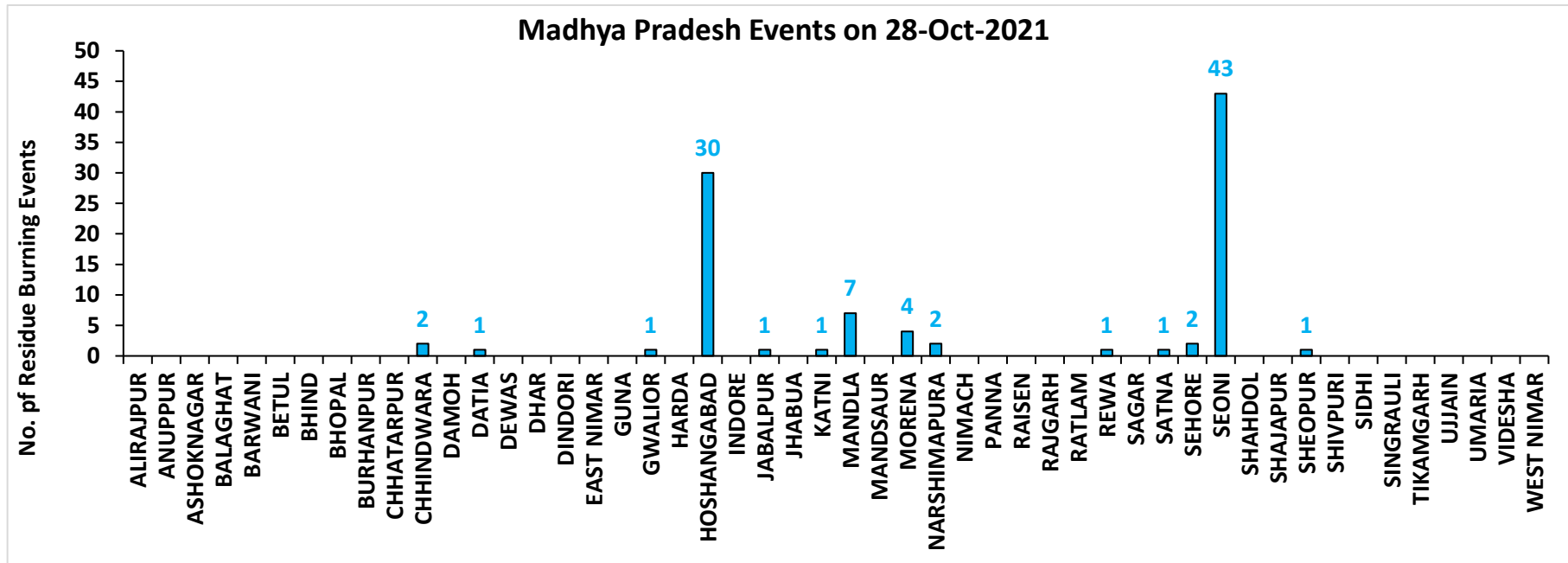
Fire Intensity (W/m²)

- 0 - 5
- 6 - 10
- 11 - 15
- 16 - 20
- >20



<http://geoportal.icar.gov.in:8080/geoexplorer/composer/>

District-wise cumulative number of residues burning events in Madhya Pradesh (15 Sep - 29 Oct-2021)



District-wise cumulative number of residues burning events detected in 2020 and 2021

(Period: 15 September - 29 October)

(a) Punjab

District	15 Sep – 29 Oct	
	2020	2021
AMRITSAR	2614	1042
BARNALA	434	240
BATHINDA	609	272
FARIDKOT	1284	554
FATEHGARH SAHIB	831	292
FAZILKA	337	142
FIROZPUR	3435	679
GURDASPUR	1785	421
HOSHIARPUR	299	95
JALANDHAR	706	391
KAPURTHALA	1264	567
LUDHIANA	984	578
MANSA	446	90
MOGA	707	325
MUKTSAR	749	279
PATHANKOT	8	1
PATIALA	2573	777
RUPNAGAR	103	46
SANGRUR	1998	322
SAS NAGAR (MOHALI)	106	64
SBS NAGAR	56	38
TARN TARAN	4438	1786
Total	25766	9001

(b) Haryana

District	15 Sep – 29 Oct	
	2020	2021
AMBALA	287	136
BHIWANI	0	0
CHARKHI DADRI	0	0
FARIDABAD	1	2
FATEHABAD	191	220
GURGAON	0	0
HISAR	11	11
JHAJJAR	3	0
JIND	73	122
KAITHAL	486	659
KARNAL	483	660
KURUKSHETRA	367	411
MAHENDRAGARH	0	0
MEWAT	0	0
PALWAL	35	38
PANCHKULA	0	0
PANIPAT	16	28
REWARI	0	0
ROHTAK	6	0
SIRSA	49	29
SONIPAT	19	9
YAMUNANAGAR	109	88
Total	2136	2413

(c) Uttar Pradesh

District	15 Sep – 29 Oct							
	2020	2021	GAUTAMBUDHNAGAR	7	9	MUZAFARNAGAR	5	3
AGRA	2	0	GAZIPUR	0	0	PILHIBHIT	10	119
ALIGARH	75	25	GHAZIABAD	8	5	PRATAPGARH	4	0
ALLAHABAD	4	2	GONDA	1	0	RAIBEARELI	2	1
AMBEDKARNAGAR	1	0	GORAKHPUR	3	0	RAMPUR	82	62
AMETHI	2	2	HAMIRPUR	1	0	SAMBHAL	7	7
AMROHA	3	0	HAPUR	7	3	SANTKABIRNAGAR	0	0
AURAIYA	20	11	HARDOI	29	7	SANTRAVIDASNAGAR	0	0
AZAMGARH	4	0	HATHRAS	0	0	SHAHJAHANPUR	60	204
BADAUN	2	6	JALAUN	3	0	SHAMLI	25	17
BAGHPAT	5	1	JAUNPUR	2	1	SHARANPUR	57	30
BAHRAICH	48	8	JHANSI	37	7	SHRAWASTI	17	3
BALLIA	1	0	KANNAUJ	14	2	SIDDHARTHANAGAR	1	0
BALRAMPUR	16	3	KANPUR	11	7	SITAPUR	29	20
BANDA	1	0	KANPUR DEHAT	23	2	SONBHADRA	0	0
BARABANKI	24	25	KASGANJ	2	2	SULTANPUR	1	1
BAREILLY	31	18	KAUSHAMBI	19	11	UNNAO	9	1
BASTI	6	1	KHERI	63	67	VARANASI	1	0
BIJNOR	8	6	KUSHINAGAR	3	0	Total	1082	837
BULANDSAHAR	29	2	LALITPUR	0	1			
CHANDAULI	0	0	LUCKNOW	9	8			
CHITRAKOOT	0	3	MAHARAJGANJ	2	0			
DEORIA	6	0	MAHOBA	12	0			
ETAH	13	6	MAINPURI	18	10			
ETAWAH	14	8	MATHURA	92	67			
FAIZABAD	3	0	MAU	0	0			
FARRUKHABAD	2	0	MEERUT	16	5			
FATEHPUR	42	15	MIRZAPUR	6	5			
FIROZABAD	14	5	MORADABAD	8	3			

(d) Delhi

District	15 Sep – 29 Oct	
	2020	2021
CENTRAL	0	0
EAST	0	0
NEW DELHI	0	0
NORTH	2	0
NORTH EAST	0	0
NORTH WEST DELHI	3	0
SHAHADRA	0	0
SOUTH	1	0
SOUTH EAST	0	0
SOUTH WEST DELHI	0	0
WEST DELHI	2	0
Total	8	0

(e) Rajasthan

District	15 Sep – 29 Oct	
	2020	2021
AJMER	2	0
ALWAR	4	0
BANSWARA	0	0
BARAN	127	0
BARMER	3	0
BHARATPUR	2	2
BHILWARA	6	0
BIKANER	1	0
BUNDI	55	7
CHITTAURGARH	0	4
CHURU	0	0
DAUSA	0	0
DHOLPUR	0	0
DUNGARPUR	0	0
GANGANAGAR	10	2
HANUMANGARH	273	71
JAIPUR	2	0
JAISELMER	3	0
JALOR	0	0
JHALAWAR	2	0
JHUNJHUNUN	1	0
JODHPUR	2	0
KARALI	1	0
KOTA	66	3
NAGPUR	0	0
PALI	2	0
PRATAPGARH	6	0
RAJSMAND	0	0
SIKAR	0	0
SIROHI	1	0
SWAIMADHOPUR	30	0
TONK	3	0
UDAIPUR	0	0
Total	602	89

(f) Madhya Pradesh

District	15 Sep – 29 Oct				
	2020	2021			
			PANNA	13	1
ALIRAJPUR	0	0	RAISEN	150	5
ANUPPUR	0	0	RAJGARH	9	1
ASHOKNAGAR	75	2	RATLAM	0	0
BALAGHAT	0	0	REWA	32	3
BARWANI	0	0	SAGAR	23	18
BETUL	14	3	SATNA	101	13
BHIND	51	1	SEHORE	38	19
BHOPAL	25	6	SEONI	420	268
BURHANPUR	0	0	SHAHDOL	0	0
CHHATARPUR	5	0	SHAJAPUR	7	0
CHHINDWARA	33	17	SHEOPUR	180	3
DAMOH	50	18	SHIVPURI	56	2
DATIA	253	11	SIDHI	1	0
DEWAS	4	0	SINGRAULI	0	0
DHAR	27	0	TIKAMGARH	3	0
DINDORI	0	0	UJJAIN	5	0
EAST NIMAR	13	5	UMARIA	0	0
GUNA	40	2	VIDESHA	87	15
GWALIOR	307	5	WEST NIMAR	26	1
HARDA	12	18	Total	2681	615
HOSHANGABAD	391	106			
INDORE	3	0			
JABALPUR	78	19			
JHABUA	0	0			
KATNI	47	2			
MANDLA	9	22			
MANDSAUR	8	0			
MORENA	42	9			
NARSHIMAPURA	43	20			
NIMACH	0	0			

State-wise and date-wise number of paddy residue burning events detected in 2020 and 2021
(Period: 15 September – 29 October)

Number of Paddy Residue Burning Events Detected

	Punjab		Haryana		Uttar Pradesh		Delhi		Rajasthan		Madhya Pradesh	
	2020	2021	2020	2021	2020	2021	2020	2021	2020	2021	2020	2021
15-Sep	5	0	2	0	1	0	0	0	1	0	2	0
16-Sep	0	2	1	0	0	0	0	0	0	0	0	0
17-Sep	5	0	3	0	0	0	0	0	0	0	0	0
18-Sep	17	9	0	0	0	1	0	0	0	0	0	0
19-Sep	30	5	2	0	0	1	0	0	0	0	0	0
20-Sep	67	8	6	0	2	0	0	0	0	0	0	0
21-Sep	54	0	2	0	1	0	0	0	1	0	2	0
22-Sep	34	0	1	0	1	0	0	0	0	0	0	0
23-Sep	49	0	0	0	1	0	0	0	1	0	0	0
24-Sep	78	5	0	0	1	1	0	0	0	0	0	0
25-Sep	184	11	11	0	5	0	0	0	1	0	0	0
26-Sep	190	19	5	0	8	0	0	0	1	0	2	0
27-Sep	78	37	8	0	4	1	0	0	0	0	1	0
28-Sep	55	28	6	1	1	6	0	0	0	0	1	1
29-Sep	63	64	9	4	6	10	0	0	3	0	0	4
30-Sep	116	27	22	2	13	13	1	0	1	0	5	0
01-Oct	165	13	15	4	7	13	0	0	4	1	13	0
02-Oct	141	0	30	2	12	0	1	0	7	0	12	0
03-Oct	110	9	8	6	4	3	0	0	9	0	5	1
04-Oct	162	23	29	2	8	0	0	0	15	0	4	2
05-Oct	161	18	17	3	14	2	0	0	14	0	13	1
06-Oct	171	42	30	0	12	1	1	0	16	0	37	1
07-Oct	197	72	32	11	41	13	0	0	14	1	31	1
08-Oct	95	108	29	27	25	11	0	0	11	0	17	2
09-Oct	121	114	20	39	15	20	0	0	12	0	15	4
10-Oct	232	150	33	95	9	54	0	0	14	1	18	10
11-Oct	377	64	90	51	23	28	0	0	21	7	32	2
12-Oct	388	97	69	51	46	23	0	0	24	1	44	1

13-Oct	266	132	47	91	36	42	0	0	7	5	21	2
14-Oct	605	229	69	98	9	68	0	0	16	1	15	11
15-Oct	449	660	106	363	15	149	0	0	9	8	8	27
16-Oct	654	429	80	176	21	121	1	0	12	2	23	13
17-Oct	1172	14	143	0	38	39	0	0	26	0	63	1
18-Oct	938	57	166	1	76	0	0	0	37	2	88	0
19-Oct	1080	496	72	55	43	5	0	0	27	5	49	1
20-Oct	890	788	62	155	31	1	0	0	26	4	9	21
21-Oct	1392	597	101	131	25	5	2	0	32	2	112	30
22-Oct	1665	1111	128	140	32	3	0	0	29	5	183	29
23-Oct	1438	620	106	218	84	8	1	0	23	7	204	32
24-Oct	911	0	57	38	63	11	0	0	20	4	150	34
25-Oct	1416	76	155	71	50	18	1	0	18	2	144	60
26-Oct	2126	329	77	175	33	41	0	0	34	3	178	55
27-Oct	2563	279	96	93	40	58	0	0	42	1	294	62
28-Oct	3232	906	139	149	87	35	0	0	45	4	537	110
29-Oct	1624	1353	52	161	139	32	0	0	29	23	349	97
Total	25766	9001	2136	2413	1082	837	8	0	602	89	2681	615

Details of residue burning events in Punjab on 29-Oct-2021

S. No.	District	Tehsil / Block	Satellite	Latitude	Longitude	ACQ_DATE	ACQ_TIME	Day / Night	Fire Power (W/m2)
1	AMRITSAR	AJNALA	S-NPP	31.87100	74.72240	10/29/2021	14:01:15	D	2.40
2	AMRITSAR	AJNALA	AQUA	31.87000	74.72100	10/29/2021	13:56:43	D	13.70
3	AMRITSAR	ATTARI	S-NPP	31.54270	74.85620	10/29/2021	14:01:15	D	7.10
4	AMRITSAR	ATTARI	S-NPP	31.54670	74.70650	10/29/2021	14:01:15	D	3.20
5	AMRITSAR	ATTARI	S-NPP	31.56690	74.86930	10/29/2021	14:01:15	D	6.40
6	AMRITSAR	ATTARI	S-NPP	31.56730	74.87150	10/29/2021	14:01:15	D	11.80
7	AMRITSAR	ATTARI	S-NPP	31.57490	74.85760	10/29/2021	14:01:15	D	13.90
8	AMRITSAR	ATTARI	S-NPP	31.57550	74.85960	10/29/2021	14:01:15	D	22.20
9	AMRITSAR	ATTARI	S-NPP	31.61220	74.61630	10/29/2021	14:01:15	D	3.70
10	AMRITSAR	ATTARI	AQUA	31.54000	74.85200	10/29/2021	13:56:43	D	7.30
11	AMRITSAR	ATTARI	AQUA	31.57000	74.84800	10/29/2021	13:56:43	D	7.90
12	AMRITSAR	ATTARI	AQUA	31.57200	74.86100	10/29/2021	13:56:43	D	17.90
13	AMRITSAR	ATTARI	AQUA	31.58000	74.66300	10/29/2021	13:56:43	D	7.10
14	AMRITSAR	CHOGAWAN	S-NPP	31.76250	74.64880	10/29/2021	14:01:15	D	3.90
15	AMRITSAR	CHOGAWAN	S-NPP	31.79290	74.56830	10/29/2021	14:01:15	D	3.80
16	AMRITSAR	CHOGAWAN	S-NPP	31.82160	74.63300	10/29/2021	14:01:15	D	4.10
17	AMRITSAR	CHOGAWAN	S-NPP	31.82860	74.61100	10/29/2021	14:01:15	D	2.90
18	AMRITSAR	CHOGAWAN	S-NPP	31.83050	74.67950	10/29/2021	14:01:15	D	4.00
19	AMRITSAR	CHOGAWAN	S-NPP	31.86350	74.64360	10/29/2021	14:01:15	D	6.30
20	AMRITSAR	CHOGAWAN	S-NPP	31.86520	74.64050	10/29/2021	14:01:15	D	4.60
21	AMRITSAR	CHOGAWAN	AQUA	31.86100	74.64100	10/29/2021	13:56:43	D	7.50
22	AMRITSAR	HARSHA CHHINA	S-NPP	31.71880	74.81410	10/29/2021	14:01:15	D	3.00
23	AMRITSAR	HARSHA CHHINA	S-NPP	31.73590	74.80120	10/29/2021	14:01:15	D	1.30
24	AMRITSAR	JANDIALA GURU	S-NPP	31.58670	74.93190	10/29/2021	14:01:15	D	3.00
25	AMRITSAR	JANDIALA GURU	S-NPP	31.58670	74.93410	10/29/2021	14:01:15	D	5.70
26	AMRITSAR	MAJITHA	S-NPP	31.70300	75.09110	10/29/2021	14:01:15	D	5.80
27	AMRITSAR	MAJITHA	S-NPP	31.70660	75.08980	10/29/2021	14:01:15	D	5.30
28	AMRITSAR	MAJITHA	S-NPP	31.70760	75.09050	10/29/2021	14:01:15	D	3.30
29	AMRITSAR	MAJITHA	S-NPP	31.71100	75.03360	10/29/2021	14:01:15	D	4.60

30	AMRITSAR	MAJITHA	S-NPP	31.72140	75.09920	10/29/2021	14:01:15	D	8.50
31	AMRITSAR	MAJITHA	S-NPP	31.73280	75.06990	10/29/2021	14:01:15	D	5.10
32	AMRITSAR	MAJITHA	S-NPP	31.74130	74.90890	10/29/2021	14:01:15	D	2.40
33	AMRITSAR	MAJITHA	S-NPP	31.74250	75.07430	10/29/2021	14:01:15	D	4.50
34	AMRITSAR	MAJITHA	S-NPP	31.75600	74.91810	10/29/2021	14:01:15	D	10.40
35	AMRITSAR	MAJITHA	S-NPP	31.76060	74.91750	10/29/2021	14:01:15	D	5.90
36	AMRITSAR	MAJITHA	AQUA	31.70100	75.08500	10/29/2021	13:56:43	D	7.40
37	AMRITSAR	MAJITHA	AQUA	31.73800	75.07400	10/29/2021	13:56:43	D	6.80
38	AMRITSAR	MAJITHA	AQUA	31.75100	74.91700	10/29/2021	13:56:43	D	6.70
39	AMRITSAR	RAYYA	S-NPP	31.49270	75.22580	10/29/2021	14:01:15	D	5.70
40	AMRITSAR	RAYYA	S-NPP	31.49440	75.22800	10/29/2021	14:01:15	D	6.30
41	AMRITSAR	RAYYA	S-NPP	31.50100	75.21350	10/29/2021	14:01:15	D	4.60
42	AMRITSAR	RAYYA	S-NPP	31.55490	75.29220	10/29/2021	14:01:15	D	7.40
43	AMRITSAR	RAYYA	S-NPP	31.55950	75.29170	10/29/2021	14:01:15	D	7.40
44	AMRITSAR	RAYYA	S-NPP	31.56640	75.21140	10/29/2021	14:01:15	D	9.30
45	AMRITSAR	RAYYA	S-NPP	31.62120	75.21890	10/29/2021	14:01:15	D	9.20
46	AMRITSAR	RAYYA	S-NPP	31.62580	75.21840	10/29/2021	14:01:15	D	6.30
47	AMRITSAR	RAYYA	AQUA	31.51100	75.21200	10/29/2021	13:56:43	D	6.80
48	AMRITSAR	RAYYA	AQUA	31.53800	75.20200	10/29/2021	13:56:43	D	7.70
49	AMRITSAR	TARSIKKA	S-NPP	31.70200	75.09040	10/29/2021	14:01:15	D	5.30
50	AMRITSAR	TARSIKKA	S-NPP	31.73610	75.15930	10/29/2021	14:01:15	D	16.70
51	AMRITSAR	VERKA	S-NPP	31.60750	74.75930	10/29/2021	14:01:15	D	8.20
52	BARNALA	BARNALA	S-NPP	30.19360	75.49900	10/29/2021	14:01:15	D	5.90
53	BARNALA	BARNALA	S-NPP	30.20800	75.55330	10/29/2021	14:01:15	D	5.00
54	BARNALA	BARNALA	S-NPP	30.20900	75.56450	10/29/2021	14:01:15	D	7.10
55	BARNALA	BARNALA	S-NPP	30.21260	75.55280	10/29/2021	14:01:15	D	5.00
56	BARNALA	BARNALA	S-NPP	30.23060	75.39480	10/29/2021	14:01:15	D	6.40
57	BARNALA	BARNALA	S-NPP	30.23470	75.39740	10/29/2021	14:01:15	D	3.90
58	BARNALA	BARNALA	S-NPP	30.25160	75.53460	10/29/2021	14:01:15	D	3.20
59	BARNALA	BARNALA	S-NPP	30.25530	75.52290	10/29/2021	14:01:15	D	8.40
60	BARNALA	BARNALA	S-NPP	30.25710	75.52510	10/29/2021	14:01:15	D	11.40
61	BARNALA	BARNALA	S-NPP	30.26070	75.51350	10/29/2021	14:01:15	D	6.20
62	BARNALA	BARNALA	S-NPP	30.26360	75.51070	10/29/2021	14:01:15	D	8.30

63	BARNALA	BARNALA	S-NPP	30.26410	75.51630	10/29/2021	14:01:15	D	8.30
64	BARNALA	BARNALA	S-NPP	30.26530	75.51290	10/29/2021	14:01:15	D	6.20
65	BARNALA	BARNALA	S-NPP	30.28780	75.51910	10/29/2021	14:01:15	D	6.20
66	BARNALA	BARNALA	S-NPP	30.29260	75.46810	10/29/2021	14:01:15	D	2.90
67	BARNALA	BARNALA	S-NPP	30.40160	75.60620	10/29/2021	14:01:15	D	2.50
68	BARNALA	BARNALA	S-NPP	30.41890	75.48530	10/29/2021	14:01:15	D	22.80
69	BARNALA	BARNALA	S-NPP	30.45100	75.62910	10/29/2021	14:01:15	D	8.00
70	BARNALA	BARNALA	S-NPP	30.45260	75.64610	10/29/2021	14:01:15	D	11.90
71	BARNALA	BARNALA	S-NPP	30.47110	75.61880	10/29/2021	14:01:15	D	4.70
72	BARNALA	BARNALA	S-NPP	30.47860	75.62020	10/29/2021	14:01:15	D	3.90
73	BARNALA	BARNALA	S-NPP	30.50280	75.65540	10/29/2021	14:01:15	D	6.20
74	BARNALA	BARNALA	S-NPP	30.50490	75.62640	10/29/2021	14:01:15	D	13.10
75	BARNALA	BARNALA	S-NPP	30.51120	75.64290	10/29/2021	14:01:15	D	14.00
76	BARNALA	BARNALA	AQUA	30.19100	75.48600	10/29/2021	13:56:43	D	21.90
77	BARNALA	BARNALA	AQUA	30.19200	75.49900	10/29/2021	13:56:43	D	59.30
78	BARNALA	BARNALA	AQUA	30.19300	75.49200	10/29/2021	13:56:43	D	69.10
79	BARNALA	BARNALA	AQUA	30.19500	75.50600	10/29/2021	13:56:43	D	20.50
80	BARNALA	BARNALA	AQUA	30.20700	75.44100	10/29/2021	13:56:43	D	12.60
81	BARNALA	BARNALA	AQUA	30.20900	75.55400	10/29/2021	13:56:43	D	7.50
82	BARNALA	BARNALA	AQUA	30.25600	75.50400	10/29/2021	13:56:43	D	14.90
83	BARNALA	BARNALA	AQUA	30.25700	75.51800	10/29/2021	13:56:43	D	21.70
84	BARNALA	BARNALA	AQUA	30.37000	75.62400	10/29/2021	13:56:43	D	8.20
85	BARNALA	BARNALA	AQUA	30.37200	75.47400	10/29/2021	13:56:43	D	44.20
86	BARNALA	BARNALA	AQUA	30.37500	75.48000	10/29/2021	13:56:43	D	14.20
87	BARNALA	BARNALA	AQUA	30.39600	75.59900	10/29/2021	13:56:43	D	16.80
88	BARNALA	BARNALA	AQUA	30.44200	75.63500	10/29/2021	13:56:43	D	14.50
89	BARNALA	BARNALA	AQUA	30.44300	75.54900	10/29/2021	13:56:43	D	9.80
90	BARNALA	BARNALA	AQUA	30.44400	75.64900	10/29/2021	13:56:43	D	20.50
91	BARNALA	MAHAL KALAN	S-NPP	30.46610	75.58730	10/29/2021	14:01:15	D	8.80
92	BARNALA	MAHAL KALAN	S-NPP	30.46810	75.58490	10/29/2021	14:01:15	D	10.80
93	BARNALA	MAHAL KALAN	S-NPP	30.48640	75.60210	10/29/2021	14:01:15	D	36.90
94	BARNALA	MAHAL KALAN	S-NPP	30.48880	75.60530	10/29/2021	14:01:15	D	22.80
95	BARNALA	MAHAL KALAN	S-NPP	30.50960	75.62580	10/29/2021	14:01:15	D	13.10

96	BARNALA	MAHAL KALAN	S-NPP	30.52220	75.55570	10/29/2021	14:01:15	D	4.50
97	BARNALA	MAHAL KALAN	S-NPP	30.53000	75.58900	10/29/2021	14:01:15	D	6.20
98	BARNALA	MAHAL KALAN	S-NPP	30.53050	75.64640	10/29/2021	14:01:15	D	15.30
99	BARNALA	MAHAL KALAN	S-NPP	30.53110	75.44730	10/29/2021	14:01:15	D	4.00
100	BARNALA	MAHAL KALAN	S-NPP	30.53780	75.46900	10/29/2021	14:01:15	D	10.90
101	BARNALA	MAHAL KALAN	S-NPP	30.53780	75.62260	10/29/2021	14:01:15	D	4.70
102	BARNALA	MAHAL KALAN	S-NPP	30.54240	75.41800	10/29/2021	14:01:15	D	15.20
103	BARNALA	MAHAL KALAN	S-NPP	30.54250	75.46840	10/29/2021	14:01:15	D	10.90
104	BARNALA	MAHAL KALAN	S-NPP	30.54350	75.63340	10/29/2021	14:01:15	D	8.40
105	BARNALA	MAHAL KALAN	S-NPP	30.55130	75.51260	10/29/2021	14:01:15	D	2.40
106	BARNALA	MAHAL KALAN	S-NPP	30.55390	75.54070	10/29/2021	14:01:15	D	5.50
107	BARNALA	MAHAL KALAN	S-NPP	30.55610	75.43580	10/29/2021	14:01:15	D	21.70
108	BARNALA	MAHAL KALAN	S-NPP	30.55640	75.46680	10/29/2021	14:01:15	D	14.80
109	BARNALA	MAHAL KALAN	S-NPP	30.55790	75.43300	10/29/2021	14:01:15	D	13.30
110	BARNALA	MAHAL KALAN	S-NPP	30.55860	75.46350	10/29/2021	14:01:15	D	34.00
111	BARNALA	MAHAL KALAN	S-NPP	30.56110	75.46630	10/29/2021	14:01:15	D	14.80
112	BARNALA	MAHAL KALAN	S-NPP	30.56520	75.46020	10/29/2021	14:01:15	D	14.60
113	BARNALA	MAHAL KALAN	S-NPP	30.56740	75.45690	10/29/2021	14:01:15	D	15.90
114	BARNALA	MAHAL KALAN	S-NPP	30.56790	75.46240	10/29/2021	14:01:15	D	18.60
115	BARNALA	MAHAL KALAN	S-NPP	30.56980	75.45960	10/29/2021	14:01:15	D	14.60
116	BARNALA	MAHAL KALAN	S-NPP	30.59210	75.63060	10/29/2021	14:01:15	D	3.70
117	BARNALA	MAHAL KALAN	AQUA	30.52500	75.47400	10/29/2021	13:56:43	D	24.30
118	BARNALA	MAHAL KALAN	AQUA	30.52800	75.58800	10/29/2021	13:56:43	D	23.40
119	BARNALA	MAHAL KALAN	AQUA	30.53100	75.61600	10/29/2021	13:56:43	D	13.70
120	BARNALA	MAHAL KALAN	AQUA	30.53900	75.41500	10/29/2021	13:56:43	D	12.90
121	BARNALA	MAHAL KALAN	AQUA	30.55100	75.51300	10/29/2021	13:56:43	D	6.60
122	BARNALA	MAHAL KALAN	AQUA	30.56300	75.46100	10/29/2021	13:56:43	D	12.00
123	BARNALA	MAHAL KALAN	AQUA	30.59600	75.47000	10/29/2021	13:56:43	D	24.80
124	BARNALA	SEHNA	S-NPP	30.26550	75.37710	10/29/2021	14:01:15	D	4.70
125	BARNALA	SEHNA	S-NPP	30.27630	75.39240	10/29/2021	14:01:15	D	11.30
126	BARNALA	SEHNA	S-NPP	30.28450	75.38040	10/29/2021	14:01:15	D	39.10
127	BARNALA	SEHNA	S-NPP	30.37550	75.47360	10/29/2021	14:01:15	D	9.70
128	BARNALA	SEHNA	S-NPP	30.39740	75.30490	10/29/2021	14:01:15	D	2.50

129	BARNALA	SEHNA	S-NPP	30.41070	75.34720	10/29/2021	14:01:15	D	2.30
130	BARNALA	SEHNA	S-NPP	30.41680	75.31350	10/29/2021	14:01:15	D	8.40
131	BARNALA	SEHNA	S-NPP	30.41730	75.31890	10/29/2021	14:01:15	D	13.00
132	BARNALA	SEHNA	S-NPP	30.41840	75.47970	10/29/2021	14:01:15	D	9.40
133	BARNALA	SEHNA	S-NPP	30.44780	75.40690	10/29/2021	14:01:15	D	8.50
134	BARNALA	SEHNA	S-NPP	30.44920	75.40910	10/29/2021	14:01:15	D	9.10
135	BARNALA	SEHNA	S-NPP	30.47520	75.34810	10/29/2021	14:01:15	D	5.30
136	BARNALA	SEHNA	S-NPP	30.51060	75.32740	10/29/2021	14:01:15	D	7.00
137	BARNALA	SEHNA	S-NPP	30.51520	75.32680	10/29/2021	14:01:15	D	14.90
138	BARNALA	SEHNA	AQUA	30.27100	75.39800	10/29/2021	13:56:43	D	17.10
139	BARNALA	SEHNA	AQUA	30.27400	75.38900	10/29/2021	13:56:43	D	30.20
140	BARNALA	SEHNA	AQUA	30.35500	75.39900	10/29/2021	13:56:43	D	14.30
141	BARNALA	SEHNA	AQUA	30.37300	75.46600	10/29/2021	13:56:43	D	56.40
142	BARNALA	SEHNA	AQUA	30.41500	75.48200	10/29/2021	13:56:43	D	31.50
143	BARNALA	SEHNA	AQUA	30.42700	75.40900	10/29/2021	13:56:43	D	17.30
144	BARNALA	SEHNA	AQUA	30.45900	75.44100	10/29/2021	13:56:43	D	19.70
145	BARNALA	SEHNA	AQUA	30.46000	75.45500	10/29/2021	13:56:43	D	11.50
146	BARNALA	SEHNA	AQUA	30.46300	75.44600	10/29/2021	13:56:43	D	30.00
147	BARNALA	SEHNA	AQUA	30.49800	75.32300	10/29/2021	13:56:43	D	8.10
148	BARNALA	SEHNA	AQUA	30.50800	75.32100	10/29/2021	13:56:43	D	83.50
149	BARNALA	SEHNA	AQUA	30.50900	75.33500	10/29/2021	13:56:43	D	6.70
150	BATHINDA	BATHINDA	S-NPP	30.10120	75.01740	10/29/2021	14:01:15	D	3.70
151	BATHINDA	BATHINDA	S-NPP	30.10240	75.01400	10/29/2021	14:01:15	D	7.30
152	BATHINDA	BATHINDA	S-NPP	30.10250	75.11370	10/29/2021	14:01:15	D	3.00
153	BATHINDA	BATHINDA	S-NPP	30.11840	75.03810	10/29/2021	14:01:15	D	27.30
154	BATHINDA	BATHINDA	S-NPP	30.17770	74.77590	10/29/2021	14:01:15	D	9.30
155	BATHINDA	BATHINDA	S-NPP	30.17910	74.77860	10/29/2021	14:01:15	D	8.90
156	BATHINDA	BATHINDA	S-NPP	30.19360	74.75360	10/29/2021	14:01:15	D	15.30
157	BATHINDA	BATHINDA	S-NPP	30.19410	74.75860	10/29/2021	14:01:15	D	15.30
158	BATHINDA	BATHINDA	S-NPP	30.20760	74.85360	10/29/2021	14:01:15	D	5.90
159	BATHINDA	BATHINDA	S-NPP	30.21210	74.85300	10/29/2021	14:01:15	D	4.80
160	BATHINDA	BATHINDA	AQUA	30.12000	75.03900	10/29/2021	13:56:43	D	9.50
161	BATHINDA	BATHINDA	AQUA	30.15400	74.89500	10/29/2021	13:56:43	D	8.70

162	BATHINDA	BATHINDA	AQUA	30.16000	74.85500	10/29/2021	13:56:43	D	7.70
163	BATHINDA	BATHINDA	AQUA	30.18000	74.77400	10/29/2021	13:56:43	D	9.10
164	BATHINDA	BATHINDA	AQUA	30.24100	74.86300	10/29/2021	13:56:43	D	35.30
165	BATHINDA	BHAGTA BHAI KA	S-NPP	30.43260	75.04760	10/29/2021	14:01:15	D	8.70
166	BATHINDA	BHAGTA BHAI KA	S-NPP	30.54410	75.14570	10/29/2021	14:01:15	D	10.20
167	BATHINDA	BHAGTA BHAI KA	S-NPP	30.54910	75.14830	10/29/2021	14:01:15	D	7.70
168	BATHINDA	GONIANA MANDI	S-NPP	30.27210	74.91240	10/29/2021	14:01:15	D	3.60
169	BATHINDA	GONIANA MANDI	S-NPP	30.28260	74.97340	10/29/2021	14:01:15	D	9.20
170	BATHINDA	GONIANA MANDI	S-NPP	30.28820	74.75690	10/29/2021	14:01:15	D	3.70
171	BATHINDA	GONIANA MANDI	S-NPP	30.29100	74.92040	10/29/2021	14:01:15	D	22.40
172	BATHINDA	GONIANA MANDI	S-NPP	30.29800	74.83000	10/29/2021	14:01:15	D	3.90
173	BATHINDA	GONIANA MANDI	S-NPP	30.30990	74.81310	10/29/2021	14:01:15	D	6.20
174	BATHINDA	GONIANA MANDI	S-NPP	30.37330	74.81540	10/29/2021	14:01:15	D	6.10
175	BATHINDA	GONIANA MANDI	S-NPP	30.38370	74.82950	10/29/2021	14:01:15	D	5.00
176	BATHINDA	GONIANA MANDI	AQUA	30.27600	74.89700	10/29/2021	13:56:43	D	11.90
177	BATHINDA	GONIANA MANDI	AQUA	30.31100	74.75400	10/29/2021	13:56:43	D	6.60
178	BATHINDA	GONIANA MANDI	AQUA	30.32500	74.79100	10/29/2021	13:56:43	D	17.90
179	BATHINDA	GONIANA MANDI	AQUA	30.32700	74.80300	10/29/2021	13:56:43	D	54.60
180	BATHINDA	GONIANA MANDI	AQUA	30.36400	74.86300	10/29/2021	13:56:43	D	10.10
181	BATHINDA	GONIANA MANDI	AQUA	30.37900	74.82100	10/29/2021	13:56:43	D	7.40
182	BATHINDA	MAUR	S-NPP	30.00900	75.21040	10/29/2021	14:01:15	D	3.80
183	BATHINDA	MAUR	S-NPP	30.00960	75.21570	10/29/2021	14:01:15	D	4.50
184	BATHINDA	MAUR	S-NPP	30.01010	75.21300	10/29/2021	14:01:15	D	6.70
185	BATHINDA	MAUR	S-NPP	30.03380	75.22080	10/29/2021	14:01:15	D	3.40
186	BATHINDA	MAUR	S-NPP	30.04700	75.21380	10/29/2021	14:01:15	D	19.20
187	BATHINDA	MAUR	AQUA	30.06400	75.18100	10/29/2021	13:56:43	D	9.00
188	BATHINDA	MAUR	AQUA	30.06600	75.19400	10/29/2021	13:56:43	D	14.10
189	BATHINDA	MAUR	AQUA	30.06700	75.18600	10/29/2021	13:56:43	D	20.90
190	BATHINDA	NATHANA	S-NPP	30.22660	75.15430	10/29/2021	14:01:15	D	4.20
191	BATHINDA	NATHANA	S-NPP	30.25190	75.12990	10/29/2021	14:01:15	D	3.40
192	BATHINDA	NATHANA	S-NPP	30.32810	75.15800	10/29/2021	14:01:15	D	8.50
193	BATHINDA	NATHANA	S-NPP	30.32860	75.16330	10/29/2021	14:01:15	D	9.70
194	BATHINDA	NATHANA	S-NPP	30.32870	75.16150	10/29/2021	14:01:15	D	20.50

195	BATHINDA	NATHANA	S-NPP	30.40400	75.08290	10/29/2021	14:01:15	D	11.70
196	BATHINDA	NATHANA	S-NPP	30.40450	75.08810	10/29/2021	14:01:15	D	11.70
197	BATHINDA	NATHANA	AQUA	30.32600	75.15500	10/29/2021	13:56:43	D	25.70
198	BATHINDA	PHUL	S-NPP	30.29780	75.12960	10/29/2021	14:01:15	D	2.80
199	BATHINDA	PHUL	S-NPP	30.30600	75.31200	10/29/2021	14:01:15	D	21.80
200	BATHINDA	PHUL	S-NPP	30.30850	75.24100	10/29/2021	14:01:15	D	7.70
201	BATHINDA	PHUL	S-NPP	30.34560	75.24570	10/29/2021	14:01:15	D	3.70
202	BATHINDA	PHUL	S-NPP	30.34610	75.24740	10/29/2021	14:01:15	D	6.20
203	BATHINDA	PHUL	S-NPP	30.35820	75.28220	10/29/2021	14:01:15	D	5.30
204	BATHINDA	PHUL	S-NPP	30.36160	75.32010	10/29/2021	14:01:15	D	4.70
205	BATHINDA	PHUL	S-NPP	30.38010	75.26870	10/29/2021	14:01:15	D	4.40
206	BATHINDA	PHUL	S-NPP	30.38520	75.27350	10/29/2021	14:01:15	D	4.60
207	BATHINDA	PHUL	S-NPP	30.39790	75.26110	10/29/2021	14:01:15	D	3.30
208	BATHINDA	PHUL	AQUA	30.30400	75.22700	10/29/2021	13:56:43	D	8.80
209	BATHINDA	PHUL	AQUA	30.37300	75.20900	10/29/2021	13:56:43	D	7.90
210	BATHINDA	PHUL	AQUA	30.38000	75.26300	10/29/2021	13:56:43	D	18.20
211	BATHINDA	PHUL	AQUA	30.38100	75.27700	10/29/2021	13:56:43	D	12.10
212	BATHINDA	PHUL	AQUA	30.39000	75.26200	10/29/2021	13:56:43	D	30.60
213	BATHINDA	PHUL	AQUA	30.40000	75.26000	10/29/2021	13:56:43	D	28.40
214	BATHINDA	RAMPURA	S-NPP	30.15440	75.32720	10/29/2021	14:01:15	D	12.40
215	BATHINDA	RAMPURA	S-NPP	30.17440	75.29220	10/29/2021	14:01:15	D	25.10
216	BATHINDA	RAMPURA	S-NPP	30.18610	75.26910	10/29/2021	14:01:15	D	3.70
217	BATHINDA	RAMPURA	S-NPP	30.19620	75.32770	10/29/2021	14:01:15	D	4.00
218	BATHINDA	RAMPURA	S-NPP	30.19680	75.33310	10/29/2021	14:01:15	D	4.00
219	BATHINDA	RAMPURA	S-NPP	30.21030	75.18560	10/29/2021	14:01:15	D	5.80
220	BATHINDA	RAMPURA	S-NPP	30.22170	75.30280	10/29/2021	14:01:15	D	4.00
221	BATHINDA	RAMPURA	S-NPP	30.22270	75.26480	10/29/2021	14:01:15	D	2.70
222	BATHINDA	RAMPURA	S-NPP	30.22310	75.26760	10/29/2021	14:01:15	D	5.80
223	BATHINDA	RAMPURA	S-NPP	30.22720	75.26420	10/29/2021	14:01:15	D	3.60
224	BATHINDA	RAMPURA	S-NPP	30.23910	75.33890	10/29/2021	14:01:15	D	2.20
225	BATHINDA	RAMPURA	S-NPP	30.23910	75.34190	10/29/2021	14:01:15	D	5.20
226	BATHINDA	RAMPURA	S-NPP	30.24140	75.26540	10/29/2021	14:01:15	D	7.20
227	BATHINDA	RAMPURA	S-NPP	30.24150	75.26790	10/29/2021	14:01:15	D	4.60

228	BATHINDA	RAMPURA	S-NPP	30.30290	75.32870	10/29/2021	14:01:15	D	7.00
229	BATHINDA	RAMPURA	AQUA	30.15400	75.33100	10/29/2021	13:56:43	D	8.90
230	BATHINDA	RAMPURA	AQUA	30.19300	75.31800	10/29/2021	13:56:43	D	9.10
231	BATHINDA	RAMPURA	AQUA	30.21900	75.27300	10/29/2021	13:56:43	D	7.10
232	BATHINDA	RAMPURA	AQUA	30.22200	75.30000	10/29/2021	13:56:43	D	25.30
233	BATHINDA	RAMPURA	AQUA	30.26600	75.32100	10/29/2021	13:56:43	D	9.80
234	BATHINDA	SANGAT	S-NPP	29.99940	74.80960	10/29/2021	14:01:15	D	4.50
235	BATHINDA	SANGAT	S-NPP	30.08560	74.95190	10/29/2021	14:01:15	D	3.50
236	BATHINDA	SANGAT	S-NPP	30.08770	74.95350	10/29/2021	14:01:15	D	8.20
237	BATHINDA	SANGAT	S-NPP	30.09010	74.69440	10/29/2021	14:01:15	D	5.70
238	BATHINDA	SANGAT	S-NPP	30.10930	74.66200	10/29/2021	14:01:15	D	8.20
239	BATHINDA	SANGAT	S-NPP	30.12290	74.75530	10/29/2021	14:01:15	D	3.80
240	BATHINDA	SANGAT	S-NPP	30.12860	74.90720	10/29/2021	14:01:15	D	9.70
241	BATHINDA	SANGAT	AQUA	30.01300	74.82600	10/29/2021	13:56:43	D	8.90
242	BATHINDA	SANGAT	AQUA	30.12600	74.91300	10/29/2021	13:56:43	D	21.60
243	BATHINDA	TALWANDI SABO	S-NPP	29.84070	75.13760	10/29/2021	14:01:15	D	4.30
244	BATHINDA	TALWANDI SABO	S-NPP	29.84170	75.14800	10/29/2021	14:01:15	D	22.20
245	BATHINDA	TALWANDI SABO	S-NPP	29.84220	75.15320	10/29/2021	14:01:15	D	22.20
246	BATHINDA	TALWANDI SABO	S-NPP	29.84280	75.11120	10/29/2021	14:01:15	D	2.50
247	BATHINDA	TALWANDI SABO	S-NPP	29.96880	74.89750	10/29/2021	14:01:15	D	7.70
248	BATHINDA	TALWANDI SABO	AQUA	29.82600	75.12900	10/29/2021	13:56:43	D	9.60
249	BATHINDA	TALWANDI SABO	AQUA	29.83700	75.14000	10/29/2021	13:56:43	D	32.70
250	FARIDKOT	FARIDKOT	S-NPP	30.58070	74.67120	10/29/2021	14:01:15	D	12.10
251	FARIDKOT	FARIDKOT	S-NPP	30.59600	74.70180	10/29/2021	14:01:15	D	4.50
252	FARIDKOT	FARIDKOT	S-NPP	30.60040	74.70120	10/29/2021	14:01:15	D	4.50
253	FARIDKOT	FARIDKOT	S-NPP	30.63630	74.74780	10/29/2021	14:01:15	D	7.30
254	FARIDKOT	FARIDKOT	S-NPP	30.64940	74.60400	10/29/2021	14:01:15	D	12.50
255	FARIDKOT	FARIDKOT	S-NPP	30.65230	74.63390	10/29/2021	14:01:15	D	5.20
256	FARIDKOT	FARIDKOT	S-NPP	30.65430	74.60840	10/29/2021	14:01:15	D	12.50
257	FARIDKOT	FARIDKOT	S-NPP	30.65530	74.61830	10/29/2021	14:01:15	D	9.10
258	FARIDKOT	FARIDKOT	S-NPP	30.66360	74.70350	10/29/2021	14:01:15	D	12.80
259	FARIDKOT	FARIDKOT	S-NPP	30.68030	74.60010	10/29/2021	14:01:15	D	4.00
260	FARIDKOT	FARIDKOT	S-NPP	30.68270	74.57970	10/29/2021	14:01:15	D	5.60

261	FARIDKOT	FARIDKOT	S-NPP	30.68530	74.64990	10/29/2021	14:01:15	D	13.00
262	FARIDKOT	FARIDKOT	S-NPP	30.69010	74.60890	10/29/2021	14:01:15	D	3.90
263	FARIDKOT	FARIDKOT	S-NPP	30.69060	74.61390	10/29/2021	14:01:15	D	3.90
264	FARIDKOT	FARIDKOT	S-NPP	30.69650	74.59460	10/29/2021	14:01:15	D	3.30
265	FARIDKOT	FARIDKOT	S-NPP	30.69860	74.64830	10/29/2021	14:01:15	D	5.00
266	FARIDKOT	FARIDKOT	S-NPP	30.70120	74.64450	10/29/2021	14:01:15	D	8.90
267	FARIDKOT	FARIDKOT	S-NPP	30.70300	74.64770	10/29/2021	14:01:15	D	5.00
268	FARIDKOT	FARIDKOT	S-NPP	30.72540	74.61610	10/29/2021	14:01:15	D	8.40
269	FARIDKOT	FARIDKOT	S-NPP	30.72560	74.71280	10/29/2021	14:01:15	D	4.20
270	FARIDKOT	FARIDKOT	S-NPP	30.72980	74.61560	10/29/2021	14:01:15	D	6.70
271	FARIDKOT	FARIDKOT	S-NPP	30.73230	74.59510	10/29/2021	14:01:15	D	9.70
272	FARIDKOT	FARIDKOT	S-NPP	30.73340	74.55970	10/29/2021	14:01:15	D	7.10
273	FARIDKOT	FARIDKOT	S-NPP	30.73660	74.83010	10/29/2021	14:01:15	D	5.90
274	FARIDKOT	FARIDKOT	S-NPP	30.73930	74.52890	10/29/2021	14:01:15	D	6.30
275	FARIDKOT	FARIDKOT	S-NPP	30.74110	74.82960	10/29/2021	14:01:15	D	5.40
276	FARIDKOT	FARIDKOT	S-NPP	30.74370	74.52840	10/29/2021	14:01:15	D	6.30
277	FARIDKOT	FARIDKOT	S-NPP	30.75540	74.60220	10/29/2021	14:01:15	D	5.70
278	FARIDKOT	FARIDKOT	S-NPP	30.76270	74.67740	10/29/2021	14:01:15	D	7.00
279	FARIDKOT	FARIDKOT	S-NPP	30.76760	74.77440	10/29/2021	14:01:15	D	11.70
280	FARIDKOT	FARIDKOT	S-NPP	30.76810	74.77950	10/29/2021	14:01:15	D	11.70
281	FARIDKOT	FARIDKOT	S-NPP	30.77060	74.66620	10/29/2021	14:01:15	D	9.80
282	FARIDKOT	FARIDKOT	S-NPP	30.77700	74.77840	10/29/2021	14:01:15	D	4.00
283	FARIDKOT	FARIDKOT	S-NPP	30.78290	74.56350	10/29/2021	14:01:15	D	13.60
284	FARIDKOT	FARIDKOT	S-NPP	30.78430	74.53320	10/29/2021	14:01:15	D	2.70
285	FARIDKOT	FARIDKOT	S-NPP	30.78790	74.79780	10/29/2021	14:01:15	D	3.20
286	FARIDKOT	FARIDKOT	S-NPP	30.79680	74.65790	10/29/2021	14:01:15	D	8.10
287	FARIDKOT	FARIDKOT	S-NPP	30.81800	74.70510	10/29/2021	14:01:15	D	5.70
288	FARIDKOT	FARIDKOT	S-NPP	30.81810	74.65900	10/29/2021	14:01:15	D	22.10
289	FARIDKOT	FARIDKOT	S-NPP	30.81950	74.66010	10/29/2021	14:01:15	D	22.30
290	FARIDKOT	FARIDKOT	S-NPP	30.81960	74.70620	10/29/2021	14:01:15	D	4.50
291	FARIDKOT	FARIDKOT	S-NPP	30.82260	74.65840	10/29/2021	14:01:15	D	4.70
292	FARIDKOT	FARIDKOT	S-NPP	30.82750	74.66290	10/29/2021	14:01:15	D	4.70
293	FARIDKOT	FARIDKOT	S-NPP	30.82810	74.62210	10/29/2021	14:01:15	D	9.80

294	FARIDKOT	FARIDKOT	AQUA	30.58400	74.66700	10/29/2021	13:56:43	D	15.00
295	FARIDKOT	FARIDKOT	AQUA	30.58600	74.67900	10/29/2021	13:56:43	D	11.60
296	FARIDKOT	FARIDKOT	AQUA	30.62600	74.76400	10/29/2021	13:56:43	D	7.50
297	FARIDKOT	FARIDKOT	AQUA	30.63000	74.63300	10/29/2021	13:56:43	D	8.10
298	FARIDKOT	FARIDKOT	AQUA	30.67600	74.58100	10/29/2021	13:56:43	D	15.30
299	FARIDKOT	FARIDKOT	AQUA	30.67600	74.84100	10/29/2021	13:56:43	D	8.30
300	FARIDKOT	FARIDKOT	AQUA	30.68100	74.54200	10/29/2021	13:56:43	D	7.10
301	FARIDKOT	FARIDKOT	AQUA	30.70500	74.65400	10/29/2021	13:56:43	D	6.90
302	FARIDKOT	FARIDKOT	AQUA	30.72500	74.47800	10/29/2021	13:56:43	D	8.80
303	FARIDKOT	FARIDKOT	AQUA	30.72800	74.59800	10/29/2021	13:56:43	D	8.70
304	FARIDKOT	FARIDKOT	AQUA	30.73200	74.79300	10/29/2021	13:56:43	D	16.50
305	FARIDKOT	FARIDKOT	AQUA	30.73600	74.83200	10/29/2021	13:56:43	D	18.90
306	FARIDKOT	FARIDKOT	AQUA	30.74100	74.70700	10/29/2021	13:56:43	D	11.30
307	FARIDKOT	FARIDKOT	AQUA	30.74200	74.71300	10/29/2021	13:56:43	D	12.80
308	FARIDKOT	FARIDKOT	AQUA	30.74800	74.68000	10/29/2021	13:56:43	D	12.10
309	FARIDKOT	FARIDKOT	AQUA	30.77100	74.53400	10/29/2021	13:56:43	D	6.60
310	FARIDKOT	FARIDKOT	AQUA	30.77200	74.79400	10/29/2021	13:56:43	D	24.80
311	FARIDKOT	FARIDKOT	AQUA	30.77300	74.54700	10/29/2021	13:56:43	D	16.60
312	FARIDKOT	FARIDKOT	AQUA	30.77300	74.80700	10/29/2021	13:56:43	D	20.70
313	FARIDKOT	FARIDKOT	AQUA	30.79000	74.77800	10/29/2021	13:56:43	D	25.30
314	FARIDKOT	FARIDKOT	AQUA	30.79200	74.79100	10/29/2021	13:56:43	D	20.40
315	FARIDKOT	FARIDKOT	AQUA	30.79500	74.64700	10/29/2021	13:56:43	D	11.80
316	FARIDKOT	FARIDKOT	AQUA	30.79600	74.65900	10/29/2021	13:56:43	D	86.20
317	FARIDKOT	FARIDKOT	AQUA	30.83000	74.69300	10/29/2021	13:56:43	D	7.00
318	FARIDKOT	JAITON	S-NPP	30.42450	74.89910	10/29/2021	14:01:15	D	2.70
319	FARIDKOT	JAITON	S-NPP	30.42560	74.86270	10/29/2021	14:01:15	D	11.80
320	FARIDKOT	JAITON	S-NPP	30.42620	74.82140	10/29/2021	14:01:15	D	15.10
321	FARIDKOT	JAITON	S-NPP	30.42980	74.95580	10/29/2021	14:01:15	D	5.70
322	FARIDKOT	JAITON	S-NPP	30.43260	74.84120	10/29/2021	14:01:15	D	7.60
323	FARIDKOT	JAITON	S-NPP	30.47180	74.96630	10/29/2021	14:01:15	D	24.80
324	FARIDKOT	JAITON	S-NPP	30.47430	74.80520	10/29/2021	14:01:15	D	16.40
325	FARIDKOT	JAITON	S-NPP	30.47630	74.96580	10/29/2021	14:01:15	D	24.80
326	FARIDKOT	JAITON	S-NPP	30.48480	74.95950	10/29/2021	14:01:15	D	5.40

327	FARIDKOT	JAITON	S-NPP	30.50630	74.83380	10/29/2021	14:01:15	D	27.80
328	FARIDKOT	JAITON	S-NPP	30.50910	74.83690	10/29/2021	14:01:15	D	29.10
329	FARIDKOT	JAITON	S-NPP	30.55830	74.95230	10/29/2021	14:01:15	D	6.00
330	FARIDKOT	JAITON	AQUA	30.41800	74.80900	10/29/2021	13:56:43	D	6.50
331	FARIDKOT	JAITON	AQUA	30.41800	74.90100	10/29/2021	13:56:43	D	12.70
332	FARIDKOT	JAITON	AQUA	30.41900	74.82200	10/29/2021	13:56:43	D	35.60
333	FARIDKOT	JAITON	AQUA	30.42400	74.86100	10/29/2021	13:56:43	D	14.30
334	FARIDKOT	JAITON	AQUA	30.46700	74.80200	10/29/2021	13:56:43	D	25.30
335	FARIDKOT	JAITON	AQUA	30.46900	74.81400	10/29/2021	13:56:43	D	9.20
336	FARIDKOT	JAITON	AQUA	30.47600	74.95800	10/29/2021	13:56:43	D	7.20
337	FARIDKOT	JAITON	AQUA	30.48800	74.89000	10/29/2021	13:56:43	D	12.60
338	FARIDKOT	JAITON	AQUA	30.49000	74.89700	10/29/2021	13:56:43	D	16.50
339	FARIDKOT	JAITON	AQUA	30.49000	74.90300	10/29/2021	13:56:43	D	12.10
340	FARIDKOT	JAITON	AQUA	30.53700	74.95600	10/29/2021	13:56:43	D	6.90
341	FARIDKOT	KOT KAPURA	S-NPP	30.52660	74.85710	10/29/2021	14:01:15	D	6.70
342	FARIDKOT	KOT KAPURA	S-NPP	30.53170	74.81520	10/29/2021	14:01:15	D	22.60
343	FARIDKOT	KOT KAPURA	S-NPP	30.53220	74.82020	10/29/2021	14:01:15	D	16.80
344	FARIDKOT	KOT KAPURA	S-NPP	30.57380	74.69230	10/29/2021	14:01:15	D	18.40
345	FARIDKOT	KOT KAPURA	S-NPP	30.59230	74.88010	10/29/2021	14:01:15	D	13.50
346	FARIDKOT	KOT KAPURA	S-NPP	30.59750	74.70460	10/29/2021	14:01:15	D	8.90
347	FARIDKOT	KOT KAPURA	AQUA	30.53000	74.81100	10/29/2021	13:56:43	D	59.90
348	FARIDKOT	KOT KAPURA	AQUA	30.53200	74.82400	10/29/2021	13:56:43	D	32.10
349	FARIDKOT	KOT KAPURA	AQUA	30.58400	74.92200	10/29/2021	13:56:43	D	6.40
350	FARIDKOT	KOT KAPURA	AQUA	30.58400	74.92900	10/29/2021	13:56:43	D	14.60
351	FARIDKOT	KOT KAPURA	AQUA	30.58600	74.93500	10/29/2021	13:56:43	D	11.90
352	FATEHGARH SAHIB	SIRHIND	S-NPP	30.46010	76.46700	10/29/2021	14:01:15	D	9.00
353	FATEHGARH SAHIB	SIRHIND	S-NPP	30.46100	76.46630	10/29/2021	14:01:15	D	13.20
354	FATEHGARH SAHIB	SIRHIND	S-NPP	30.48140	76.41270	10/29/2021	14:01:15	D	3.00
355	FATEHGARH SAHIB	SIRHIND	AQUA	30.48500	76.46300	10/29/2021	13:56:43	D	12.10
356	FAZILKA	ABOHAR	S-NPP	30.04620	74.11970	10/29/2021	14:01:15	D	2.50
357	FAZILKA	ABOHAR	S-NPP	30.17580	74.30070	10/29/2021	14:01:15	D	13.60

358	FAZILKA	ABOHAR	S-NPP	30.17630	74.22030	10/29/2021	14:01:15	D	7.60
359	FAZILKA	ABOHAR	S-NPP	30.19350	74.26050	10/29/2021	14:01:15	D	4.80
360	FAZILKA	ABOHAR	S-NPP	30.19780	74.25990	10/29/2021	14:01:15	D	4.30
361	FAZILKA	FAZILKA	S-NPP	30.35120	74.05620	10/29/2021	14:01:15	D	7.50
362	FAZILKA	JALALABAD	S-NPP	30.44490	74.25050	10/29/2021	14:01:15	D	6.00
363	FAZILKA	JALALABAD	S-NPP	30.44510	74.23720	10/29/2021	14:01:15	D	3.10
364	FAZILKA	JALALABAD	S-NPP	30.44530	74.21240	10/29/2021	14:01:15	D	9.60
365	FAZILKA	JALALABAD	S-NPP	30.44540	74.25520	10/29/2021	14:01:15	D	10.50
366	FAZILKA	JALALABAD	S-NPP	30.44640	74.25130	10/29/2021	14:01:15	D	9.00
367	FAZILKA	JALALABAD	S-NPP	30.44660	74.20850	10/29/2021	14:01:15	D	7.00
368	FAZILKA	JALALABAD	S-NPP	30.44710	74.21320	10/29/2021	14:01:15	D	7.00
369	FAZILKA	JALALABAD	S-NPP	30.44780	74.23580	10/29/2021	14:01:15	D	7.50
370	FAZILKA	JALALABAD	S-NPP	30.44940	74.23660	10/29/2021	14:01:15	D	3.10
371	FAZILKA	JALALABAD	S-NPP	30.45240	74.31270	10/29/2021	14:01:15	D	2.80
372	FAZILKA	JALALABAD	S-NPP	30.47230	74.24790	10/29/2021	14:01:15	D	5.60
373	FAZILKA	JALALABAD	S-NPP	30.48080	74.28980	10/29/2021	14:01:15	D	12.60
374	FAZILKA	JALALABAD	S-NPP	30.49320	74.32670	10/29/2021	14:01:15	D	5.40
375	FAZILKA	JALALABAD	S-NPP	30.50140	74.32080	10/29/2021	14:01:15	D	10.30
376	FAZILKA	JALALABAD	S-NPP	30.50250	74.24400	10/29/2021	14:01:15	D	4.70
377	FAZILKA	JALALABAD	S-NPP	30.56500	74.29820	10/29/2021	14:01:15	D	13.30
378	FAZILKA	JALALABAD	S-NPP	30.56650	74.29950	10/29/2021	14:01:15	D	6.40
379	FAZILKA	JALALABAD	S-NPP	30.64010	74.16080	10/29/2021	14:01:15	D	18.00
380	FAZILKA	JALALABAD	AQUA	30.44400	74.25400	10/29/2021	13:56:43	D	14.20
381	FAZILKA	JALALABAD	AQUA	30.44800	74.20400	10/29/2021	13:56:43	D	15.00
382	FAZILKA	JALALABAD	AQUA	30.45000	74.30200	10/29/2021	13:56:43	D	11.60
383	FAZILKA	JALALABAD	AQUA	30.45100	74.31400	10/29/2021	13:56:43	D	29.60
384	FAZILKA	JALALABAD	AQUA	30.47700	74.28500	10/29/2021	13:56:43	D	5.80
385	FAZILKA	JALALABAD	AQUA	30.53800	74.12200	10/29/2021	13:56:43	D	6.40
386	FAZILKA	JALALABAD	AQUA	30.55900	74.29100	10/29/2021	13:56:43	D	14.80
387	FAZILKA	JALALABAD	AQUA	30.63500	74.16100	10/29/2021	13:56:43	D	23.40
388	FAZILKA	JALALABAD	AQUA	30.63700	74.17300	10/29/2021	13:56:43	D	8.40
389	FAZILKA	KHUIAN SARWAR	S-NPP	30.11210	74.17130	10/29/2021	14:01:15	D	6.50
390	FAZILKA	KHUIAN SARWAR	AQUA	30.28100	74.02600	10/29/2021	13:56:43	D	11.70

391	FIROZPUR	FIROZPUR	S-NPP	30.86160	74.64330	10/29/2021	14:01:15	D	12.60
392	FIROZPUR	FIROZPUR	S-NPP	30.86210	74.64830	10/29/2021	14:01:15	D	12.60
393	FIROZPUR	FIROZPUR	S-NPP	30.87980	74.55480	10/29/2021	14:01:15	D	9.40
394	FIROZPUR	FIROZPUR	S-NPP	30.96920	74.65710	10/29/2021	14:01:15	D	4.20
395	FIROZPUR	FIROZPUR	S-NPP	30.97620	74.54430	10/29/2021	14:01:15	D	3.30
396	FIROZPUR	FIROZPUR	S-NPP	31.01780	74.61240	10/29/2021	14:01:15	D	15.60
397	FIROZPUR	FIROZPUR	S-NPP	31.01860	74.61000	10/29/2021	14:01:15	D	7.50
398	FIROZPUR	FIROZPUR	S-NPP	31.01910	74.61500	10/29/2021	14:01:15	D	14.30
399	FIROZPUR	FIROZPUR	S-NPP	31.02640	74.56030	10/29/2021	14:01:15	D	5.40
400	FIROZPUR	FIROZPUR	S-NPP	31.03210	74.62080	10/29/2021	14:01:15	D	4.20
401	FIROZPUR	FIROZPUR	S-NPP	31.04650	74.72720	10/29/2021	14:01:15	D	36.40
402	FIROZPUR	FIROZPUR	AQUA	30.85600	74.64300	10/29/2021	13:56:43	D	70.20
403	FIROZPUR	FIROZPUR	AQUA	30.97700	74.55300	10/29/2021	13:56:43	D	8.40
404	FIROZPUR	FIROZPUR	AQUA	30.98000	74.67000	10/29/2021	13:56:43	D	9.80
405	FIROZPUR	FIROZPUR	AQUA	31.02700	74.80100	10/29/2021	13:56:43	D	24.90
406	FIROZPUR	FIROZPUR	AQUA	31.03700	74.62800	10/29/2021	13:56:43	D	19.10
407	FIROZPUR	FIROZPUR	AQUA	31.03900	74.64100	10/29/2021	13:56:43	D	19.80
408	FIROZPUR	GHALL KHURD	S-NPP	30.77850	74.84060	10/29/2021	14:01:15	D	2.80
409	FIROZPUR	GHALL KHURD	S-NPP	30.78290	74.84000	10/29/2021	14:01:15	D	2.80
410	FIROZPUR	GHALL KHURD	S-NPP	30.79240	74.79720	10/29/2021	14:01:15	D	7.70
411	FIROZPUR	GHALL KHURD	S-NPP	30.79590	74.78640	10/29/2021	14:01:15	D	5.00
412	FIROZPUR	GHALL KHURD	S-NPP	30.83560	74.74920	10/29/2021	14:01:15	D	5.60
413	FIROZPUR	GHALL KHURD	S-NPP	30.83580	74.82310	10/29/2021	14:01:15	D	4.40
414	FIROZPUR	GHALL KHURD	S-NPP	30.83700	74.91090	10/29/2021	14:01:15	D	8.40
415	FIROZPUR	GHALL KHURD	S-NPP	30.83800	74.77480	10/29/2021	14:01:15	D	2.80
416	FIROZPUR	GHALL KHURD	S-NPP	30.84250	74.77420	10/29/2021	14:01:15	D	4.00
417	FIROZPUR	GHALL KHURD	S-NPP	30.84380	74.83650	10/29/2021	14:01:15	D	4.00
418	FIROZPUR	GHALL KHURD	S-NPP	30.85540	74.76740	10/29/2021	14:01:15	D	6.80
419	FIROZPUR	GHALL KHURD	S-NPP	30.91160	74.78640	10/29/2021	14:01:15	D	63.20
420	FIROZPUR	GHALL KHURD	S-NPP	30.91360	74.80700	10/29/2021	14:01:15	D	21.00
421	FIROZPUR	GHALL KHURD	S-NPP	30.92750	74.76370	10/29/2021	14:01:15	D	2.90
422	FIROZPUR	GHALL KHURD	S-NPP	30.94150	74.81400	10/29/2021	14:01:15	D	7.80
423	FIROZPUR	GHALL KHURD	S-NPP	30.94310	74.81060	10/29/2021	14:01:15	D	5.50

424	FIROZPUR	GHALL KHURD	S-NPP	30.96150	74.81350	10/29/2021	14:01:15	D	11.30
425	FIROZPUR	GHALL KHURD	S-NPP	30.97160	74.72900	10/29/2021	14:01:15	D	3.30
426	FIROZPUR	GHALL KHURD	S-NPP	30.99990	74.78780	10/29/2021	14:01:15	D	8.10
427	FIROZPUR	GHALL KHURD	S-NPP	31.00040	74.79300	10/29/2021	14:01:15	D	10.40
428	FIROZPUR	GHALL KHURD	AQUA	30.83800	74.83700	10/29/2021	13:56:43	D	7.50
429	FIROZPUR	GHALL KHURD	AQUA	30.84000	74.77100	10/29/2021	13:56:43	D	24.80
430	FIROZPUR	GHALL KHURD	AQUA	30.84200	74.77700	10/29/2021	13:56:43	D	20.30
431	FIROZPUR	GHALL KHURD	AQUA	30.85000	74.76200	10/29/2021	13:56:43	D	14.70
432	FIROZPUR	GHALL KHURD	AQUA	30.86900	74.66700	10/29/2021	13:56:43	D	5.90
433	FIROZPUR	GHALL KHURD	AQUA	30.88300	74.87600	10/29/2021	13:56:43	D	12.50
434	FIROZPUR	GHALL KHURD	AQUA	30.88900	74.83500	10/29/2021	13:56:43	D	8.50
435	FIROZPUR	GHALL KHURD	AQUA	30.90300	74.78000	10/29/2021	13:56:43	D	12.90
436	FIROZPUR	GHALL KHURD	AQUA	30.90700	74.72700	10/29/2021	13:56:43	D	7.90
437	FIROZPUR	GHALL KHURD	AQUA	30.91600	74.80500	10/29/2021	13:56:43	D	16.30
438	FIROZPUR	GHALL KHURD	AQUA	30.91700	74.81800	10/29/2021	13:56:43	D	28.30
439	FIROZPUR	GHALL KHURD	AQUA	30.93900	74.66400	10/29/2021	13:56:43	D	6.30
440	FIROZPUR	GHALL KHURD	AQUA	30.95600	74.80600	10/29/2021	13:56:43	D	8.40
441	FIROZPUR	GHALL KHURD	AQUA	30.99400	74.78700	10/29/2021	13:56:43	D	11.70
442	FIROZPUR	GURUHAR SAHAI	S-NPP	30.54820	74.34860	10/29/2021	14:01:15	D	2.10
443	FIROZPUR	GURUHAR SAHAI	S-NPP	30.56680	74.34780	10/29/2021	14:01:15	D	4.80
444	FIROZPUR	GURUHAR SAHAI	S-NPP	30.61850	74.33630	10/29/2021	14:01:15	D	3.80
445	FIROZPUR	GURUHAR SAHAI	S-NPP	30.64460	74.46500	10/29/2021	14:01:15	D	51.20
446	FIROZPUR	GURUHAR SAHAI	S-NPP	30.65040	74.39060	10/29/2021	14:01:15	D	8.50
447	FIROZPUR	GURUHAR SAHAI	S-NPP	30.65770	74.46340	10/29/2021	14:01:15	D	3.60
448	FIROZPUR	GURUHAR SAHAI	S-NPP	30.67180	74.42710	10/29/2021	14:01:15	D	11.00
449	FIROZPUR	GURUHAR SAHAI	S-NPP	30.67470	74.41200	10/29/2021	14:01:15	D	6.80
450	FIROZPUR	GURUHAR SAHAI	S-NPP	30.67490	74.41330	10/29/2021	14:01:15	D	13.50
451	FIROZPUR	GURUHAR SAHAI	S-NPP	30.67510	74.41680	10/29/2021	14:01:15	D	6.80
452	FIROZPUR	GURUHAR SAHAI	S-NPP	30.67950	74.41630	10/29/2021	14:01:15	D	6.80
453	FIROZPUR	GURUHAR SAHAI	S-NPP	30.68040	74.38190	10/29/2021	14:01:15	D	9.00
454	FIROZPUR	GURUHAR SAHAI	S-NPP	30.68080	74.38310	10/29/2021	14:01:15	D	14.10
455	FIROZPUR	GURUHAR SAHAI	S-NPP	30.68430	74.37650	10/29/2021	14:01:15	D	7.00
456	FIROZPUR	GURUHAR SAHAI	S-NPP	30.68470	74.37770	10/29/2021	14:01:15	D	9.50

457	FIROZPUR	GURUHAR SAHAI	S-NPP	30.68480	74.38130	10/29/2021	14:01:15	D	9.00
458	FIROZPUR	GURUHAR SAHAI	S-NPP	30.68680	74.40060	10/29/2021	14:01:15	D	13.90
459	FIROZPUR	GURUHAR SAHAI	S-NPP	30.68710	74.40190	10/29/2021	14:01:15	D	10.60
460	FIROZPUR	GURUHAR SAHAI	S-NPP	30.69730	74.37120	10/29/2021	14:01:15	D	22.50
461	FIROZPUR	GURUHAR SAHAI	S-NPP	30.70970	74.45320	10/29/2021	14:01:15	D	9.80
462	FIROZPUR	GURUHAR SAHAI	S-NPP	30.77140	74.31770	10/29/2021	14:01:15	D	16.40
463	FIROZPUR	GURUHAR SAHAI	S-NPP	30.77230	74.31600	10/29/2021	14:01:15	D	15.10
464	FIROZPUR	GURUHAR SAHAI	AQUA	30.62000	74.36200	10/29/2021	13:56:43	D	9.30
465	FIROZPUR	GURUHAR SAHAI	AQUA	30.64200	74.45900	10/29/2021	13:56:43	D	34.20
466	FIROZPUR	GURUHAR SAHAI	AQUA	30.64300	74.47100	10/29/2021	13:56:43	D	13.40
467	FIROZPUR	GURUHAR SAHAI	AQUA	30.66800	74.42900	10/29/2021	13:56:43	D	32.90
468	FIROZPUR	GURUHAR SAHAI	AQUA	30.68100	74.37700	10/29/2021	13:56:43	D	15.30
469	FIROZPUR	GURUHAR SAHAI	AQUA	30.70000	74.44900	10/29/2021	13:56:43	D	11.20
470	FIROZPUR	GURUHAR SAHAI	AQUA	30.70700	74.24200	10/29/2021	13:56:43	D	7.20
471	FIROZPUR	GURUHAR SAHAI	AQUA	30.74300	74.46200	10/29/2021	13:56:43	D	12.30
472	FIROZPUR	GURUHAR SAHAI	AQUA	30.75300	74.46100	10/29/2021	13:56:43	D	12.60
473	FIROZPUR	MAKHU	S-NPP	31.01640	74.81720	10/29/2021	14:01:15	D	9.50
474	FIROZPUR	MAKHU	S-NPP	31.03390	74.80980	10/29/2021	14:01:15	D	11.70
475	FIROZPUR	MAKHU	S-NPP	31.03620	74.81210	10/29/2021	14:01:15	D	8.00
476	FIROZPUR	MAKHU	S-NPP	31.06580	74.93550	10/29/2021	14:01:15	D	7.70
477	FIROZPUR	MAKHU	S-NPP	31.06630	74.94080	10/29/2021	14:01:15	D	7.70
478	FIROZPUR	MAKHU	S-NPP	31.07030	74.93500	10/29/2021	14:01:15	D	9.10
479	FIROZPUR	MAKHU	S-NPP	31.07080	74.94020	10/29/2021	14:01:15	D	9.10
480	FIROZPUR	MAKHU	S-NPP	31.08410	75.03550	10/29/2021	14:01:15	D	5.20
481	FIROZPUR	MAKHU	S-NPP	31.09370	75.03980	10/29/2021	14:01:15	D	5.30
482	FIROZPUR	MAKHU	S-NPP	31.10750	74.98940	10/29/2021	14:01:15	D	9.60
483	FIROZPUR	MAKHU	S-NPP	31.12570	75.03590	10/29/2021	14:01:15	D	11.00
484	FIROZPUR	MAKHU	S-NPP	31.14340	75.07730	10/29/2021	14:01:15	D	53.40
485	FIROZPUR	MAKHU	AQUA	31.02700	74.80800	10/29/2021	13:56:43	D	64.90
486	FIROZPUR	MAKHU	AQUA	31.02900	74.81400	10/29/2021	13:56:43	D	39.20
487	FIROZPUR	MAKHU	AQUA	31.02900	74.82100	10/29/2021	13:56:43	D	7.00
488	FIROZPUR	MAKHU	AQUA	31.06400	74.94400	10/29/2021	13:56:43	D	15.50
489	FIROZPUR	MAKHU	AQUA	31.08500	75.03600	10/29/2021	13:56:43	D	6.60

490	FIROZPUR	MAKHU	AQUA	31.11300	75.01800	10/29/2021	13:56:43	D	17.20
491	FIROZPUR	MAKHU	AQUA	31.11500	75.03200	10/29/2021	13:56:43	D	19.90
492	FIROZPUR	MAKHU	AQUA	31.14000	75.06900	10/29/2021	13:56:43	D	13.60
493	FIROZPUR	MAMDOT	S-NPP	30.77400	74.51950	10/29/2021	14:01:15	D	6.90
494	FIROZPUR	MAMDOT	S-NPP	30.78510	74.40900	10/29/2021	14:01:15	D	13.00
495	FIROZPUR	MAMDOT	S-NPP	30.78590	74.41220	10/29/2021	14:01:15	D	9.20
496	FIROZPUR	MAMDOT	S-NPP	30.80990	74.34040	10/29/2021	14:01:15	D	6.90
497	FIROZPUR	MAMDOT	S-NPP	30.84070	74.47460	10/29/2021	14:01:15	D	9.40
498	FIROZPUR	MAMDOT	S-NPP	30.85000	74.38920	10/29/2021	14:01:15	D	2.20
499	FIROZPUR	MAMDOT	S-NPP	30.88110	74.39010	10/29/2021	14:01:15	D	3.40
500	FIROZPUR	MAMDOT	S-NPP	30.88220	74.48930	10/29/2021	14:01:15	D	57.80
501	FIROZPUR	MAMDOT	S-NPP	30.88860	74.50850	10/29/2021	14:01:15	D	4.60
502	FIROZPUR	MAMDOT	S-NPP	30.88880	74.37580	10/29/2021	14:01:15	D	5.40
503	FIROZPUR	MAMDOT	S-NPP	30.89150	74.49310	10/29/2021	14:01:15	D	48.70
504	FIROZPUR	MAMDOT	S-NPP	30.90840	74.44260	10/29/2021	14:01:15	D	2.60
505	FIROZPUR	MAMDOT	S-NPP	30.92940	74.42990	10/29/2021	14:01:15	D	11.60
506	FIROZPUR	MAMDOT	S-NPP	30.93870	74.43370	10/29/2021	14:01:15	D	6.40
507	FIROZPUR	MAMDOT	S-NPP	30.93960	74.44360	10/29/2021	14:01:15	D	13.90
508	FIROZPUR	MAMDOT	S-NPP	30.95130	74.47200	10/29/2021	14:01:15	D	3.30
509	FIROZPUR	MAMDOT	AQUA	30.83500	74.46600	10/29/2021	13:56:43	D	11.90
510	FIROZPUR	MAMDOT	AQUA	30.87800	74.48500	10/29/2021	13:56:43	D	10.60
511	FIROZPUR	MAMDOT	AQUA	30.88600	74.37600	10/29/2021	13:56:43	D	6.00
512	FIROZPUR	MAMDOT	AQUA	30.88700	74.48300	10/29/2021	13:56:43	D	14.10
513	FIROZPUR	MAMDOT	AQUA	30.88900	74.49600	10/29/2021	13:56:43	D	14.70
514	FIROZPUR	MAMDOT	AQUA	30.92200	74.43400	10/29/2021	13:56:43	D	8.80
515	FIROZPUR	MAMDOT	AQUA	30.93200	74.43200	10/29/2021	13:56:43	D	13.10
516	FIROZPUR	MAMDOT	AQUA	30.94600	74.46800	10/29/2021	13:56:43	D	9.40
517	FIROZPUR	ZIRA	S-NPP	30.88100	74.94260	10/29/2021	14:01:15	D	6.50
518	FIROZPUR	ZIRA	S-NPP	30.90860	74.99250	10/29/2021	14:01:15	D	16.10
519	FIROZPUR	ZIRA	S-NPP	30.92370	74.91080	10/29/2021	14:01:15	D	6.50
520	FIROZPUR	ZIRA	S-NPP	30.96740	74.82850	10/29/2021	14:01:15	D	6.30
521	FIROZPUR	ZIRA	S-NPP	30.96880	74.89160	10/29/2021	14:01:15	D	6.00
522	FIROZPUR	ZIRA	S-NPP	30.96890	74.84400	10/29/2021	14:01:15	D	5.20

523	FIROZPUR	ZIRA	S-NPP	30.96990	74.85450	10/29/2021	14:01:15	D	19.50
524	FIROZPUR	ZIRA	S-NPP	30.97330	74.89100	10/29/2021	14:01:15	D	6.00
525	FIROZPUR	ZIRA	S-NPP	30.97950	75.00760	10/29/2021	14:01:15	D	3.90
526	FIROZPUR	ZIRA	S-NPP	31.00090	74.89290	10/29/2021	14:01:15	D	3.80
527	FIROZPUR	ZIRA	S-NPP	31.00540	74.89240	10/29/2021	14:01:15	D	12.80
528	FIROZPUR	ZIRA	S-NPP	31.00590	74.89760	10/29/2021	14:01:15	D	15.20
529	FIROZPUR	ZIRA	S-NPP	31.00740	74.86570	10/29/2021	14:01:15	D	2.30
530	FIROZPUR	ZIRA	S-NPP	31.01590	74.81200	10/29/2021	14:01:15	D	9.50
531	FIROZPUR	ZIRA	S-NPP	31.02290	74.88490	10/29/2021	14:01:15	D	8.70
532	FIROZPUR	ZIRA	S-NPP	31.02700	74.97500	10/29/2021	14:01:15	D	5.40
533	FIROZPUR	ZIRA	S-NPP	31.02750	74.88440	10/29/2021	14:01:15	D	8.70
534	FIROZPUR	ZIRA	S-NPP	31.03700	74.88850	10/29/2021	14:01:15	D	3.10
535	FIROZPUR	ZIRA	S-NPP	31.03840	74.88570	10/29/2021	14:01:15	D	7.30
536	FIROZPUR	ZIRA	AQUA	30.90700	74.99400	10/29/2021	13:56:43	D	10.60
537	FIROZPUR	ZIRA	AQUA	30.91800	74.91100	10/29/2021	13:56:43	D	18.60
538	FIROZPUR	ZIRA	AQUA	30.92200	75.03300	10/29/2021	13:56:43	D	7.40
539	FIROZPUR	ZIRA	AQUA	30.92400	74.87000	10/29/2021	13:56:43	D	50.90
540	FIROZPUR	ZIRA	AQUA	30.96500	74.88500	10/29/2021	13:56:43	D	7.50
541	FIROZPUR	ZIRA	AQUA	30.97000	74.84400	10/29/2021	13:56:43	D	7.50
542	FIROZPUR	ZIRA	AQUA	30.97800	75.00500	10/29/2021	13:56:43	D	39.70
543	FIROZPUR	ZIRA	AQUA	30.99600	74.89400	10/29/2021	13:56:43	D	25.20
544	FIROZPUR	ZIRA	AQUA	31.00600	75.06900	10/29/2021	13:56:43	D	18.80
545	FIROZPUR	ZIRA	AQUA	31.01700	74.81000	10/29/2021	13:56:43	D	10.80
546	FIROZPUR	ZIRA	AQUA	31.02500	74.87600	10/29/2021	13:56:43	D	21.00
547	FIROZPUR	ZIRA	AQUA	31.02700	74.88900	10/29/2021	13:56:43	D	16.80
548	GURDASPUR	DHARIWAL	S-NPP	31.86890	75.30640	10/29/2021	14:01:15	D	5.00
549	GURDASPUR	DHARIWAL	S-NPP	31.90330	75.30750	10/29/2021	12:20:58	D	4.60
550	GURDASPUR	DHARIWAL	S-NPP	31.92350	75.19970	10/29/2021	14:01:15	D	4.20
551	GURDASPUR	DHARIWAL	S-NPP	31.95370	75.27660	10/29/2021	14:01:15	D	5.60
552	GURDASPUR	DHARIWAL	S-NPP	31.99000	75.31300	10/29/2021	14:01:15	D	4.60
553	GURDASPUR	DHARIWAL	AQUA	31.95300	75.27400	10/29/2021	13:56:43	D	22.60
554	GURDASPUR	DORANGALA	S-NPP	32.15040	75.37770	10/29/2021	14:01:15	D	5.50
555	GURDASPUR	DORANGALA	S-NPP	32.15390	75.37940	10/29/2021	14:01:15	D	4.80

556	GURDASPUR	FATEHGARH CHURIAN	S-NPP	31.79270	75.11310	10/29/2021	14:01:15	D	4.90
557	GURDASPUR	FATEHGARH CHURIAN	S-NPP	31.86320	75.08480	10/29/2021	14:01:15	D	3.20
558	GURDASPUR	FATEHGARH CHURIAN	AQUA	31.88800	75.06700	10/29/2021	13:56:43	D	10.30
559	GURDASPUR	GURDASPUR	S-NPP	31.99560	75.37650	10/29/2021	14:01:15	D	5.90
560	GURDASPUR	GURDASPUR	S-NPP	32.03420	75.25890	10/29/2021	14:01:15	D	4.40
561	GURDASPUR	GURDASPUR	S-NPP	32.03730	75.26110	10/29/2021	14:01:15	D	2.80
562	GURDASPUR	GURDASPUR	S-NPP	32.06080	75.23850	10/29/2021	14:01:15	D	6.70
563	GURDASPUR	KAHNUWAN	S-NPP	31.84770	75.39030	10/29/2021	14:01:15	D	6.20
564	GURDASPUR	KAHNUWAN	AQUA	31.94400	75.48300	10/29/2021	13:56:43	D	6.90
565	GURDASPUR	KALANAUR	S-NPP	32.04850	75.20540	10/29/2021	14:01:15	D	1.80
566	GURDASPUR	KALANAUR	S-NPP	32.07650	75.20210	10/29/2021	14:01:15	D	8.20
567	GURDASPUR	KALANAUR	AQUA	31.96400	75.18400	10/29/2021	13:56:43	D	20.40
568	GURDASPUR	QADIAN	S-NPP	31.78910	75.49380	10/29/2021	14:01:15	D	10.70
569	GURDASPUR	QADIAN	S-NPP	31.80590	75.52180	10/29/2021	14:01:15	D	12.00
570	GURDASPUR	SRI HARGOBINDPUR	S-NPP	31.71000	75.36890	10/29/2021	14:01:15	D	4.20
571	GURDASPUR	SRI HARGOBINDPUR	AQUA	31.68200	75.39100	10/29/2021	13:56:43	D	8.10
572	GURDASPUR	SRI HARGOBINDPUR	AQUA	31.68400	75.40600	10/29/2021	13:56:43	D	8.30
573	GURDASPUR	SRI HARGOBINDPUR	AQUA	31.71200	75.37200	10/29/2021	13:56:43	D	10.00
574	HOSHIARPUR	MAHILPUR	AQUA	31.28300	75.92100	10/29/2021	13:56:43	D	11.50
575	HOSHIARPUR	TANDA	S-NPP	31.61930	75.58800	10/29/2021	14:01:15	D	6.20
576	HOSHIARPUR	TANDA	S-NPP	31.61980	75.59390	10/29/2021	14:01:15	D	6.10
577	HOSHIARPUR	TANDA	S-NPP	31.64540	75.61220	10/29/2021	14:01:15	D	4.10
578	HOSHIARPUR	TANDA	S-NPP	31.64570	75.61490	10/29/2021	14:01:15	D	4.90
579	HOSHIARPUR	TANDA	S-NPP	31.64870	75.54310	10/29/2021	14:01:15	D	6.20
580	HOSHIARPUR	TANDA	S-NPP	31.64940	75.54620	10/29/2021	14:01:15	D	4.00
581	HOSHIARPUR	TANDA	S-NPP	31.65640	75.51580	10/29/2021	14:01:15	D	22.70
582	HOSHIARPUR	TANDA	S-NPP	31.67290	75.59710	10/29/2021	14:01:15	D	5.90
583	HOSHIARPUR	TANDA	S-NPP	31.68780	75.54770	10/29/2021	14:01:15	D	7.20
584	HOSHIARPUR	TANDA	S-NPP	31.69780	75.55250	10/29/2021	14:01:15	D	6.50
585	HOSHIARPUR	TANDA	S-NPP	31.70770	75.61100	10/29/2021	14:01:15	D	7.10
586	HOSHIARPUR	TANDA	S-NPP	31.71730	75.55620	10/29/2021	14:01:15	D	11.30
587	HOSHIARPUR	TANDA	S-NPP	31.73520	75.59590	10/29/2021	14:01:15	D	4.80
588	HOSHIARPUR	TANDA	S-NPP	31.73550	75.59560	10/29/2021	14:01:15	D	2.80

589	HOSHIARPUR	TANDA	AQUA	31.61200	75.58800	10/29/2021	13:56:43	D	11.80
590	HOSHIARPUR	TANDA	AQUA	31.65300	75.51500	10/29/2021	13:56:43	D	15.30
591	HOSHIARPUR	TANDA	AQUA	31.70000	75.55300	10/29/2021	13:56:43	D	13.20
592	HOSHIARPUR	TANDA	AQUA	31.70500	75.59700	10/29/2021	13:56:43	D	11.60
593	HOSHIARPUR	TANDA	AQUA	31.70700	75.61200	10/29/2021	13:56:43	D	17.00
594	JALANDHAR	ADAMPUR	S-NPP	31.43100	75.63530	10/29/2021	14:01:15	D	3.70
595	JALANDHAR	JALANDHAR EAST	S-NPP	31.24340	75.47250	10/29/2021	14:01:15	D	3.70
596	JALANDHAR	JALANDHAR WEST	S-NPP	31.35770	75.51090	10/29/2021	14:01:15	D	2.80
597	JALANDHAR	JALANDHAR WEST	S-NPP	31.46260	75.50180	10/29/2021	14:01:15	D	6.80
598	JALANDHAR	JALANDHAR WEST	S-NPP	31.47040	75.48340	10/29/2021	14:01:15	D	2.60
599	JALANDHAR	JALANDHAR WEST	AQUA	31.46100	75.48800	10/29/2021	13:56:43	D	8.50
600	JALANDHAR	JALANDHAR WEST	AQUA	31.46700	75.48100	10/29/2021	13:56:43	D	13.50
601	JALANDHAR	LOHIAN	S-NPP	31.07580	75.20090	10/29/2021	14:01:15	D	4.10
602	JALANDHAR	LOHIAN	S-NPP	31.07650	75.20320	10/29/2021	14:01:15	D	6.80
603	JALANDHAR	LOHIAN	S-NPP	31.08750	75.22730	10/29/2021	14:01:15	D	13.40
604	JALANDHAR	LOHIAN	S-NPP	31.08840	75.22960	10/29/2021	14:01:15	D	7.60
605	JALANDHAR	LOHIAN	S-NPP	31.09950	75.15390	10/29/2021	14:01:15	D	14.10
606	JALANDHAR	LOHIAN	S-NPP	31.11330	75.15220	10/29/2021	14:01:15	D	10.70
607	JALANDHAR	LOHIAN	S-NPP	31.12660	75.14510	10/29/2021	14:01:15	D	7.30
608	JALANDHAR	LOHIAN	S-NPP	31.13000	75.23330	10/29/2021	14:01:15	D	4.60
609	JALANDHAR	LOHIAN	S-NPP	31.13370	75.17190	10/29/2021	14:01:15	D	3.20
610	JALANDHAR	LOHIAN	S-NPP	31.13520	75.23830	10/29/2021	14:01:15	D	23.50
611	JALANDHAR	LOHIAN	S-NPP	31.14270	75.32150	10/29/2021	14:01:15	D	4.60
612	JALANDHAR	LOHIAN	S-NPP	31.14380	75.28200	10/29/2021	14:01:15	D	5.30
613	JALANDHAR	LOHIAN	S-NPP	31.14950	75.19210	10/29/2021	14:01:15	D	6.40
614	JALANDHAR	LOHIAN	S-NPP	31.15000	75.24770	10/29/2021	14:01:15	D	6.80
615	JALANDHAR	LOHIAN	S-NPP	31.15260	75.12550	10/29/2021	14:01:15	D	6.40
616	JALANDHAR	LOHIAN	S-NPP	31.16850	75.19540	10/29/2021	14:01:15	D	5.40
617	JALANDHAR	LOHIAN	AQUA	31.09800	75.15900	10/29/2021	13:56:43	D	6.40
618	JALANDHAR	LOHIAN	AQUA	31.12500	75.21100	10/29/2021	13:56:43	D	20.60
619	JALANDHAR	LOHIAN	AQUA	31.12700	75.22500	10/29/2021	13:56:43	D	12.90
620	JALANDHAR	LOHIAN	AQUA	31.12800	75.23900	10/29/2021	13:56:43	D	18.60
621	JALANDHAR	LOHIAN	AQUA	31.13100	75.16800	10/29/2021	13:56:43	D	28.10

622	JALANDHAR	LOHIAN	AQUA	31.13600	75.12500	10/29/2021	13:56:43	D	7.60
623	JALANDHAR	LOHIAN	AQUA	31.13600	75.30900	10/29/2021	13:56:43	D	16.30
624	JALANDHAR	LOHIAN	AQUA	31.14400	75.19400	10/29/2021	13:56:43	D	18.90
625	JALANDHAR	MEHATPUR	S-NPP	31.00330	75.53430	10/29/2021	14:01:15	D	7.00
626	JALANDHAR	MEHATPUR	S-NPP	31.00600	75.53090	10/29/2021	14:01:15	D	4.30
627	JALANDHAR	MEHATPUR	S-NPP	31.00650	75.53670	10/29/2021	14:01:15	D	6.90
628	JALANDHAR	MEHATPUR	S-NPP	31.11090	75.43890	10/29/2021	14:01:15	D	2.50
629	JALANDHAR	MEHATPUR	AQUA	31.00400	75.38400	10/29/2021	13:56:43	D	6.80
630	JALANDHAR	NAKODAR	S-NPP	31.15080	75.46290	10/29/2021	14:01:15	D	3.40
631	JALANDHAR	NAKODAR	S-NPP	31.20700	75.45650	10/29/2021	14:01:15	D	5.30
632	JALANDHAR	NAKODAR	S-NPP	31.20860	75.45360	10/29/2021	14:01:15	D	5.40
633	JALANDHAR	NAKODAR	S-NPP	31.22030	75.37200	10/29/2021	14:01:15	D	4.80
634	JALANDHAR	NAKODAR	S-NPP	31.23670	75.45030	10/29/2021	14:01:15	D	1.80
635	JALANDHAR	NAKODAR	AQUA	31.16200	75.44900	10/29/2021	13:56:43	D	7.50
636	JALANDHAR	NAKODAR	AQUA	31.23100	75.44700	10/29/2021	13:56:43	D	11.10
637	JALANDHAR	NAKODAR	AQUA	31.23900	75.41700	10/29/2021	13:56:43	D	8.80
638	JALANDHAR	PHILLAUR	S-NPP	31.01920	75.83350	10/29/2021	14:01:15	D	5.40
639	JALANDHAR	PHILLAUR	S-NPP	31.01970	75.83590	10/29/2021	14:01:15	D	5.70
640	JALANDHAR	PHILLAUR	S-NPP	31.07580	75.93020	10/29/2021	14:01:15	D	2.60
641	JALANDHAR	RURKA KALAN	S-NPP	31.19670	75.65600	10/29/2021	14:01:15	D	8.90
642	JALANDHAR	RURKA KALAN	AQUA	31.19500	75.65000	10/29/2021	13:56:43	D	13.90
643	JALANDHAR	RURKA KALAN	AQUA	31.19700	75.66500	10/29/2021	13:56:43	D	8.00
644	JALANDHAR	SHAHKOT	S-NPP	31.01530	75.35020	10/29/2021	14:01:15	D	6.90
645	JALANDHAR	SHAHKOT	S-NPP	31.03540	75.36470	10/29/2021	14:01:15	D	4.50
646	JALANDHAR	SHAHKOT	S-NPP	31.04940	75.31230	10/29/2021	14:01:15	D	5.70
647	JALANDHAR	SHAHKOT	S-NPP	31.05200	75.28960	10/29/2021	14:01:15	D	16.60
648	JALANDHAR	SHAHKOT	S-NPP	31.06280	75.25480	10/29/2021	14:01:15	D	11.70
649	JALANDHAR	SHAHKOT	S-NPP	31.06950	75.23500	10/29/2021	14:01:15	D	4.70
650	JALANDHAR	SHAHKOT	S-NPP	31.07000	75.24050	10/29/2021	14:01:15	D	14.60
651	JALANDHAR	SHAHKOT	S-NPP	31.07040	75.23720	10/29/2021	14:01:15	D	16.20
652	JALANDHAR	SHAHKOT	S-NPP	31.07510	75.24540	10/29/2021	14:01:15	D	14.60
653	JALANDHAR	SHAHKOT	S-NPP	31.07560	75.24220	10/29/2021	14:01:15	D	7.20
654	JALANDHAR	SHAHKOT	S-NPP	31.07610	75.24770	10/29/2021	14:01:15	D	8.70

655	JALANDHAR	SHAHKOT	S-NPP	31.07970	75.23620	10/29/2021	14:01:15	D	7.20
656	JALANDHAR	SHAHKOT	S-NPP	31.08170	75.26700	10/29/2021	14:01:15	D	3.10
657	JALANDHAR	SHAHKOT	S-NPP	31.08280	75.26920	10/29/2021	14:01:15	D	4.00
658	JALANDHAR	SHAHKOT	S-NPP	31.08380	75.23010	10/29/2021	14:01:15	D	7.60
659	JALANDHAR	SHAHKOT	S-NPP	31.10540	75.37680	10/29/2021	14:01:15	D	3.30
660	JALANDHAR	SHAHKOT	S-NPP	31.11190	75.29140	10/29/2021	14:01:15	D	14.90
661	JALANDHAR	SHAHKOT	S-NPP	31.11450	75.26870	10/29/2021	14:01:15	D	14.50
662	JALANDHAR	SHAHKOT	S-NPP	31.13810	75.32210	10/29/2021	14:01:15	D	3.60
663	JALANDHAR	SHAHKOT	AQUA	31.04100	75.28700	10/29/2021	13:56:43	D	18.90
664	JALANDHAR	SHAHKOT	AQUA	31.05200	75.28600	10/29/2021	13:56:43	D	11.70
665	JALANDHAR	SHAHKOT	AQUA	31.06600	75.22700	10/29/2021	13:56:43	D	27.00
666	JALANDHAR	SHAHKOT	AQUA	31.06800	75.24100	10/29/2021	13:56:43	D	85.00
667	JALANDHAR	SHAHKOT	AQUA	31.11100	75.36900	10/29/2021	13:56:43	D	22.20
668	JALANDHAR	SHAHKOT	AQUA	31.13800	75.32300	10/29/2021	13:56:43	D	45.90
669	JALANDHAR	SHAHKOT	AQUA	31.14200	75.36500	10/29/2021	13:56:43	D	10.40
670	JALANDHAR	SHAHKOT	AQUA	31.14400	75.37900	10/29/2021	13:56:43	D	12.40
671	KAPURTHALA	DHILWAN	S-NPP	31.37150	75.24570	10/29/2021	14:01:15	D	9.30
672	KAPURTHALA	DHILWAN	S-NPP	31.37210	75.25130	10/29/2021	14:01:15	D	9.30
673	KAPURTHALA	DHILWAN	S-NPP	31.38390	75.22740	10/29/2021	14:01:15	D	2.50
674	KAPURTHALA	DHILWAN	S-NPP	31.40910	75.21570	10/29/2021	14:01:15	D	9.30
675	KAPURTHALA	DHILWAN	S-NPP	31.41370	75.21520	10/29/2021	14:01:15	D	11.30
676	KAPURTHALA	DHILWAN	S-NPP	31.43240	75.32050	10/29/2021	14:01:15	D	6.60
677	KAPURTHALA	DHILWAN	S-NPP	31.43710	75.32000	10/29/2021	14:01:15	D	6.60
678	KAPURTHALA	DHILWAN	S-NPP	31.45000	75.30700	10/29/2021	14:01:15	D	3.40
679	KAPURTHALA	DHILWAN	S-NPP	31.46200	75.28290	10/29/2021	14:01:15	D	10.60
680	KAPURTHALA	DHILWAN	S-NPP	31.47180	75.28740	10/29/2021	14:01:15	D	7.20
681	KAPURTHALA	DHILWAN	S-NPP	31.50080	75.39870	10/29/2021	14:01:15	D	11.30
682	KAPURTHALA	DHILWAN	S-NPP	31.50490	75.39240	10/29/2021	14:01:15	D	10.20
683	KAPURTHALA	DHILWAN	S-NPP	31.50680	75.39000	10/29/2021	14:01:15	D	10.50
684	KAPURTHALA	DHILWAN	AQUA	31.40800	75.20600	10/29/2021	13:56:43	D	22.30
685	KAPURTHALA	DHILWAN	AQUA	31.41000	75.22000	10/29/2021	13:56:43	D	12.60
686	KAPURTHALA	DHILWAN	AQUA	31.46800	75.29100	10/29/2021	13:56:43	D	7.80
687	KAPURTHALA	DHILWAN	AQUA	31.50000	75.38800	10/29/2021	13:56:43	D	69.30

688	KAPURTHALA	DHILWAN	AQUA	31.50100	75.40200	10/29/2021	13:56:43	D	9.30
689	KAPURTHALA	DHILWAN	AQUA	31.53200	75.39700	10/29/2021	13:56:43	D	9.20
690	KAPURTHALA	KAPURTHALA	S-NPP	31.32940	75.40420	10/29/2021	14:01:15	D	3.60
691	KAPURTHALA	KAPURTHALA	AQUA	31.30200	75.25700	10/29/2021	13:56:43	D	27.70
692	KAPURTHALA	KAPURTHALA	AQUA	31.31700	75.29700	10/29/2021	13:56:43	D	8.20
693	KAPURTHALA	KAPURTHALA	AQUA	31.34100	75.40900	10/29/2021	13:56:43	D	6.50
694	KAPURTHALA	NADALA	S-NPP	31.54440	75.56310	10/29/2021	14:01:15	D	5.10
695	KAPURTHALA	NADALA	S-NPP	31.55560	75.40740	10/29/2021	14:01:15	D	6.70
696	KAPURTHALA	NADALA	S-NPP	31.55930	75.39530	10/29/2021	14:01:15	D	8.40
697	KAPURTHALA	NADALA	S-NPP	31.56390	75.44710	10/29/2021	14:01:15	D	6.90
698	KAPURTHALA	NADALA	S-NPP	31.56440	75.45290	10/29/2021	14:01:15	D	6.90
699	KAPURTHALA	NADALA	S-NPP	31.58130	75.59230	10/29/2021	14:01:15	D	5.90
700	KAPURTHALA	NADALA	S-NPP	31.58630	75.43280	10/29/2021	14:01:15	D	6.50
701	KAPURTHALA	NADALA	S-NPP	31.59130	75.59710	10/29/2021	14:01:15	D	8.00
702	KAPURTHALA	NADALA	S-NPP	31.59220	75.48500	10/29/2021	12:20:58	D	5.60
703	KAPURTHALA	NADALA	S-NPP	31.59420	75.48460	10/29/2021	12:20:58	D	7.10
704	KAPURTHALA	NADALA	S-NPP	31.59510	75.53150	10/29/2021	14:01:15	D	4.10
705	KAPURTHALA	NADALA	S-NPP	31.59940	75.47220	10/29/2021	14:01:15	D	3.00
706	KAPURTHALA	NADALA	S-NPP	31.60460	75.42490	10/29/2021	14:01:15	D	10.40
707	KAPURTHALA	NADALA	S-NPP	31.60510	75.43070	10/29/2021	14:01:15	D	11.30
708	KAPURTHALA	NADALA	S-NPP	31.60620	75.44220	10/29/2021	14:01:15	D	9.40
709	KAPURTHALA	NADALA	S-NPP	31.61930	75.48160	10/29/2021	14:01:15	D	4.20
710	KAPURTHALA	NADALA	S-NPP	31.62190	75.45790	10/29/2021	14:01:15	D	7.90
711	KAPURTHALA	NADALA	S-NPP	31.62260	75.45500	10/29/2021	14:01:15	D	8.50
712	KAPURTHALA	NADALA	AQUA	31.54000	75.55900	10/29/2021	13:56:43	D	13.00
713	KAPURTHALA	NADALA	AQUA	31.55300	75.39400	10/29/2021	13:56:43	D	39.50
714	KAPURTHALA	NADALA	AQUA	31.55800	75.38800	10/29/2021	13:56:43	D	32.20
715	KAPURTHALA	NADALA	AQUA	31.56000	75.40200	10/29/2021	13:56:43	D	9.60
716	KAPURTHALA	NADALA	AQUA	31.58000	75.59200	10/29/2021	13:56:43	D	12.30
717	KAPURTHALA	NADALA	AQUA	31.58400	75.53200	10/29/2021	13:56:43	D	9.90
718	KAPURTHALA	NADALA	AQUA	31.60500	75.42500	10/29/2021	13:56:43	D	14.40
719	KAPURTHALA	PHAGWARA	S-NPP	31.20250	75.72070	10/29/2021	14:01:15	D	10.00
720	KAPURTHALA	SULTANPUR LODHI	S-NPP	31.15360	75.23610	10/29/2021	14:01:15	D	9.70

721	KAPURTHALA	SULTANPUR LODHI	S-NPP	31.17200	75.14240	10/29/2021	14:01:15	D	10.10
722	KAPURTHALA	SULTANPUR LODHI	S-NPP	31.17250	75.13970	10/29/2021	14:01:15	D	13.30
723	KAPURTHALA	SULTANPUR LODHI	S-NPP	31.17390	75.05980	10/29/2021	14:01:15	D	7.00
724	KAPURTHALA	SULTANPUR LODHI	S-NPP	31.17560	75.13090	10/29/2021	14:01:15	D	3.30
725	KAPURTHALA	SULTANPUR LODHI	S-NPP	31.17600	75.12820	10/29/2021	14:01:15	D	5.10
726	KAPURTHALA	SULTANPUR LODHI	S-NPP	31.18840	75.11830	10/29/2021	14:01:15	D	4.20
727	KAPURTHALA	SULTANPUR LODHI	S-NPP	31.19410	75.23410	10/29/2021	14:01:15	D	7.00
728	KAPURTHALA	SULTANPUR LODHI	S-NPP	31.19520	75.23120	10/29/2021	14:01:15	D	8.60
729	KAPURTHALA	SULTANPUR LODHI	S-NPP	31.19870	75.23360	10/29/2021	14:01:15	D	7.00
730	KAPURTHALA	SULTANPUR LODHI	S-NPP	31.23270	75.14610	10/29/2021	14:01:15	D	9.60
731	KAPURTHALA	SULTANPUR LODHI	S-NPP	31.26330	75.12580	10/29/2021	14:01:15	D	1.20
732	KAPURTHALA	SULTANPUR LODHI	S-NPP	31.27260	75.22480	10/29/2021	14:01:15	D	6.40
733	KAPURTHALA	SULTANPUR LODHI	S-NPP	31.28210	75.23950	10/29/2021	14:01:15	D	11.20
734	KAPURTHALA	SULTANPUR LODHI	S-NPP	31.28260	75.24510	10/29/2021	14:01:15	D	21.10
735	KAPURTHALA	SULTANPUR LODHI	S-NPP	31.28390	75.24580	10/29/2021	14:01:15	D	30.90
736	KAPURTHALA	SULTANPUR LODHI	S-NPP	31.28500	75.16650	10/29/2021	14:01:15	D	27.70
737	KAPURTHALA	SULTANPUR LODHI	S-NPP	31.28590	75.16740	10/29/2021	14:01:15	D	17.60
738	KAPURTHALA	SULTANPUR LODHI	S-NPP	31.31130	75.25290	10/29/2021	14:01:15	D	9.80
739	KAPURTHALA	SULTANPUR LODHI	S-NPP	31.31410	75.17970	10/29/2021	14:01:15	D	6.40
740	KAPURTHALA	SULTANPUR LODHI	S-NPP	31.31740	75.11270	10/29/2021	14:01:15	D	12.40
741	KAPURTHALA	SULTANPUR LODHI	S-NPP	31.31830	75.17370	10/29/2021	14:01:15	D	6.40
742	KAPURTHALA	SULTANPUR LODHI	S-NPP	31.32090	75.15110	10/29/2021	14:01:15	D	7.80
743	KAPURTHALA	SULTANPUR LODHI	S-NPP	31.32140	75.15660	10/29/2021	14:01:15	D	7.80
744	KAPURTHALA	SULTANPUR LODHI	S-NPP	31.34130	75.17090	10/29/2021	14:01:15	D	7.10
745	KAPURTHALA	SULTANPUR LODHI	AQUA	31.18600	75.22400	10/29/2021	13:56:43	D	15.00
746	KAPURTHALA	SULTANPUR LODHI	AQUA	31.18700	75.23800	10/29/2021	13:56:43	D	18.80
747	KAPURTHALA	SULTANPUR LODHI	AQUA	31.19100	75.08400	10/29/2021	13:56:43	D	10.10
748	KAPURTHALA	SULTANPUR LODHI	AQUA	31.28100	75.16100	10/29/2021	13:56:43	D	24.90
749	KAPURTHALA	SULTANPUR LODHI	AQUA	31.28300	75.17400	10/29/2021	13:56:43	D	28.80
750	KAPURTHALA	SULTANPUR LODHI	AQUA	31.30100	75.24300	10/29/2021	13:56:43	D	15.00
751	KAPURTHALA	SULTANPUR LODHI	AQUA	31.31400	75.17000	10/29/2021	13:56:43	D	15.00
752	KAPURTHALA	SULTANPUR LODHI	AQUA	31.31700	75.11300	10/29/2021	13:56:43	D	12.00
753	KAPURTHALA	SULTANPUR LODHI	AQUA	31.33200	75.23800	10/29/2021	13:56:43	D	17.00

754	LUDHIANA	DORAHA	AQUA	30.72400	76.00900	10/29/2021	13:56:43	D	15.80
755	LUDHIANA	DORAHA	AQUA	30.72500	76.02400	10/29/2021	13:56:43	D	8.00
756	LUDHIANA	JAGRAON	S-NPP	30.64790	75.41370	10/29/2021	14:01:15	D	4.80
757	LUDHIANA	JAGRAON	S-NPP	30.66550	75.45090	10/29/2021	14:01:15	D	17.30
758	LUDHIANA	JAGRAON	S-NPP	30.66820	75.44820	10/29/2021	14:01:15	D	32.10
759	LUDHIANA	JAGRAON	S-NPP	30.67020	75.45040	10/29/2021	14:01:15	D	10.60
760	LUDHIANA	JAGRAON	S-NPP	30.67750	75.44710	10/29/2021	14:01:15	D	8.90
761	LUDHIANA	JAGRAON	S-NPP	30.67950	75.44930	10/29/2021	14:01:15	D	9.20
762	LUDHIANA	JAGRAON	S-NPP	30.74310	75.49600	10/29/2021	14:01:15	D	26.10
763	LUDHIANA	JAGRAON	S-NPP	30.76950	75.45040	10/29/2021	14:01:15	D	26.30
764	LUDHIANA	JAGRAON	S-NPP	30.77210	75.45290	10/29/2021	14:01:15	D	26.20
765	LUDHIANA	JAGRAON	S-NPP	30.77260	75.40770	10/29/2021	14:01:15	D	6.20
766	LUDHIANA	JAGRAON	S-NPP	30.77420	75.44980	10/29/2021	14:01:15	D	26.30
767	LUDHIANA	JAGRAON	S-NPP	30.77490	75.40450	10/29/2021	14:01:15	D	6.00
768	LUDHIANA	JAGRAON	S-NPP	30.77740	75.50910	10/29/2021	14:01:15	D	8.50
769	LUDHIANA	JAGRAON	S-NPP	30.77790	75.51480	10/29/2021	14:01:15	D	8.50
770	LUDHIANA	JAGRAON	S-NPP	30.77960	75.51180	10/29/2021	14:01:15	D	16.80
771	LUDHIANA	JAGRAON	S-NPP	30.81090	75.60020	10/29/2021	14:01:15	D	6.10
772	LUDHIANA	JAGRAON	S-NPP	30.81360	75.41690	10/29/2021	14:01:15	D	14.80
773	LUDHIANA	JAGRAON	AQUA	30.61500	75.45300	10/29/2021	13:56:43	D	13.90
774	LUDHIANA	JAGRAON	AQUA	30.66400	75.45400	10/29/2021	13:56:43	D	9.30
775	LUDHIANA	JAGRAON	AQUA	30.69900	75.49200	10/29/2021	13:56:43	D	6.90
776	LUDHIANA	JAGRAON	AQUA	30.70100	75.50600	10/29/2021	13:56:43	D	7.60
777	LUDHIANA	JAGRAON	AQUA	30.74200	75.50000	10/29/2021	13:56:43	D	7.80
778	LUDHIANA	JAGRAON	AQUA	30.76500	75.44700	10/29/2021	13:56:43	D	18.00
779	LUDHIANA	JAGRAON	AQUA	30.77300	75.51700	10/29/2021	13:56:43	D	7.10
780	LUDHIANA	JAGRAON	AQUA	30.80400	75.60000	10/29/2021	13:56:43	D	15.50
781	LUDHIANA	LUDHIANA-2	S-NPP	30.92050	76.02360	10/29/2021	14:01:15	D	6.90
782	LUDHIANA	LUDHIANA-2	S-NPP	30.92420	76.02330	10/29/2021	14:01:15	D	3.60
783	LUDHIANA	LUDHIANA-2	S-NPP	30.97750	75.96200	10/29/2021	14:01:15	D	4.80
784	LUDHIANA	LUDHIANA-2	S-NPP	31.01220	75.75300	10/29/2021	14:01:15	D	5.40
785	LUDHIANA	LUDHIANA-2	S-NPP	31.01270	75.75630	10/29/2021	14:01:15	D	8.50
786	LUDHIANA	LUDHIANA-2	AQUA	30.96900	76.08600	10/29/2021	13:56:43	D	8.00

787	LUDHIANA	LUDHIANA-2	AQUA	31.01300	75.74900	10/29/2021	13:56:43	D	13.40
788	LUDHIANA	MACHHIWARA	S-NPP	30.86650	76.13490	10/29/2021	14:01:15	D	4.80
789	LUDHIANA	MALLOUD	S-NPP	30.59690	75.95730	10/29/2021	14:01:15	D	6.90
790	LUDHIANA	MALLOUD	S-NPP	30.65600	75.92370	10/29/2021	14:01:15	D	7.10
791	LUDHIANA	PAKHOWAL	S-NPP	30.68370	75.80120	10/29/2021	14:01:15	D	5.60
792	LUDHIANA	PAKHOWAL	S-NPP	30.68840	75.80070	10/29/2021	14:01:15	D	5.60
793	LUDHIANA	PAKHOWAL	S-NPP	30.68900	75.80660	10/29/2021	14:01:15	D	6.50
794	LUDHIANA	PAKHOWAL	S-NPP	30.69200	75.68290	10/29/2021	14:01:15	D	15.60
795	LUDHIANA	PAKHOWAL	S-NPP	30.69310	75.68040	10/29/2021	14:01:15	D	8.40
796	LUDHIANA	PAKHOWAL	S-NPP	30.69360	75.68620	10/29/2021	14:01:15	D	8.40
797	LUDHIANA	PAKHOWAL	S-NPP	30.72460	75.82400	10/29/2021	14:01:15	D	4.30
798	LUDHIANA	PAKHOWAL	AQUA	30.68500	75.79300	10/29/2021	13:56:43	D	20.00
799	LUDHIANA	PAKHOWAL	AQUA	30.68700	75.80700	10/29/2021	13:56:43	D	21.70
800	LUDHIANA	PAKHOWAL	AQUA	30.69100	75.80100	10/29/2021	13:56:43	D	11.50
801	LUDHIANA	PAKHOWAL	AQUA	30.71500	75.82700	10/29/2021	13:56:43	D	7.50
802	LUDHIANA	PAKHOWAL	AQUA	30.72600	75.82600	10/29/2021	13:56:43	D	6.80
803	LUDHIANA	PAKHOWAL	AQUA	30.81100	75.76200	10/29/2021	13:56:43	D	7.50
804	LUDHIANA	RAIKOT	S-NPP	30.57630	75.57790	10/29/2021	14:01:15	D	2.20
805	LUDHIANA	RAIKOT	S-NPP	30.59520	75.62750	10/29/2021	14:01:15	D	5.80
806	LUDHIANA	RAIKOT	S-NPP	30.60650	75.52580	10/29/2021	14:01:15	D	8.80
807	LUDHIANA	RAIKOT	S-NPP	30.61240	75.64560	10/29/2021	14:01:15	D	10.90
808	LUDHIANA	RAIKOT	S-NPP	30.61290	75.65130	10/29/2021	14:01:15	D	16.10
809	LUDHIANA	RAIKOT	S-NPP	30.66790	75.49910	10/29/2021	14:01:15	D	6.80
810	LUDHIANA	RAIKOT	S-NPP	30.67030	75.50130	10/29/2021	14:01:15	D	6.50
811	LUDHIANA	RAIKOT	S-NPP	30.69860	75.60100	10/29/2021	14:01:15	D	2.20
812	LUDHIANA	RAIKOT	S-NPP	30.70390	75.58640	10/29/2021	14:01:15	D	5.00
813	LUDHIANA	RAIKOT	AQUA	30.66900	75.64700	10/29/2021	13:56:43	D	7.90
814	LUDHIANA	RAIKOT	AQUA	30.69000	75.59500	10/29/2021	13:56:43	D	9.90
815	LUDHIANA	RAIKOT	AQUA	30.69100	75.60900	10/29/2021	13:56:43	D	6.60
816	LUDHIANA	SAMRALA	S-NPP	30.76310	76.16110	10/29/2021	14:01:15	D	8.10
817	LUDHIANA	SIDHWAN BET	S-NPP	30.85070	75.46350	10/29/2021	14:01:15	D	3.50
818	LUDHIANA	SIDHWAN BET	S-NPP	30.85130	75.46910	10/29/2021	14:01:15	D	5.20
819	LUDHIANA	SIDHWAN BET	S-NPP	30.85280	75.48610	10/29/2021	14:01:15	D	9.80

820	LUDHIANA	SIDHWAN BET	S-NPP	30.85280	75.53760	10/29/2021	14:01:15	D	11.50
821	LUDHIANA	SIDHWAN BET	S-NPP	30.85800	75.59470	10/29/2021	14:01:15	D	16.50
822	LUDHIANA	SIDHWAN BET	S-NPP	30.86840	75.45010	10/29/2021	14:01:15	D	8.00
823	LUDHIANA	SIDHWAN BET	S-NPP	30.88060	75.50520	10/29/2021	14:01:15	D	10.20
824	LUDHIANA	SIDHWAN BET	S-NPP	30.88300	75.50540	10/29/2021	14:01:15	D	22.90
825	LUDHIANA	SIDHWAN BET	S-NPP	30.88520	75.50460	10/29/2021	14:01:15	D	10.20
826	LUDHIANA	SIDHWAN BET	S-NPP	30.89390	75.52140	10/29/2021	14:01:15	D	7.10
827	LUDHIANA	SIDHWAN BET	S-NPP	30.89530	75.43560	10/29/2021	14:01:15	D	3.00
828	LUDHIANA	SIDHWAN BET	S-NPP	30.89610	75.52060	10/29/2021	14:01:15	D	19.40
829	LUDHIANA	SIDHWAN BET	S-NPP	30.89800	75.43470	10/29/2021	14:01:15	D	15.40
830	LUDHIANA	SIDHWAN BET	S-NPP	30.89850	75.44030	10/29/2021	14:01:15	D	15.40
831	LUDHIANA	SIDHWAN BET	S-NPP	30.89860	75.52080	10/29/2021	14:01:15	D	8.70
832	LUDHIANA	SIDHWAN BET	S-NPP	30.91160	75.53600	10/29/2021	14:01:15	D	7.10
833	LUDHIANA	SIDHWAN BET	S-NPP	30.91300	75.44430	10/29/2021	14:01:15	D	12.30
834	LUDHIANA	SIDHWAN BET	S-NPP	30.92620	75.54010	10/29/2021	14:01:15	D	4.10
835	LUDHIANA	SIDHWAN BET	S-NPP	30.96640	75.51250	10/29/2021	14:01:15	D	6.60
836	LUDHIANA	SIDHWAN BET	AQUA	30.81400	75.41100	10/29/2021	13:56:43	D	30.10
837	LUDHIANA	SIDHWAN BET	AQUA	30.84600	75.45800	10/29/2021	13:56:43	D	30.60
838	LUDHIANA	SIDHWAN BET	AQUA	30.84800	75.47200	10/29/2021	13:56:43	D	60.10
839	LUDHIANA	SIDHWAN BET	AQUA	30.85000	75.48600	10/29/2021	13:56:43	D	46.50
840	LUDHIANA	SIDHWAN BET	AQUA	30.86100	75.58600	10/29/2021	13:56:43	D	14.40
841	LUDHIANA	SIDHWAN BET	AQUA	30.88200	75.49500	10/29/2021	13:56:43	D	8.30
842	LUDHIANA	SIDHWAN BET	AQUA	30.89700	75.43600	10/29/2021	13:56:43	D	17.20
843	LUDHIANA	SIDHWAN BET	AQUA	30.90800	75.53500	10/29/2021	13:56:43	D	25.60
844	LUDHIANA	SIDHWAN BET	AQUA	30.91000	75.54900	10/29/2021	13:56:43	D	13.40
845	LUDHIANA	SIDHWAN BET	AQUA	30.92100	75.39600	10/29/2021	13:56:43	D	17.90
846	LUDHIANA	SIDHWAN BET	AQUA	30.92300	75.41000	10/29/2021	13:56:43	D	26.80
847	LUDHIANA	SIDHWAN BET	AQUA	30.96000	75.65300	10/29/2021	13:56:43	D	14.10
848	LUDHIANA	SUDHAR	S-NPP	30.73880	75.65770	10/29/2021	14:01:15	D	13.50
849	LUDHIANA	SUDHAR	S-NPP	30.79280	75.67480	10/29/2021	14:01:15	D	5.60
850	MANSA	BHIKHI	S-NPP	30.16960	75.39110	10/29/2021	14:01:15	D	5.00
851	MANSA	BHIKHI	S-NPP	30.17310	75.42920	10/29/2021	14:01:15	D	3.20
852	MANSA	BUDHLADA	S-NPP	29.75860	75.69960	10/29/2021	14:01:15	D	9.80

853	MANSA	BUDHLADA	S-NPP	29.77590	75.53000	10/29/2021	14:01:15	D	3.90
854	MANSA	BUDHLADA	S-NPP	29.81210	75.66520	10/29/2021	14:01:15	D	3.30
855	MANSA	BUDHLADA	S-NPP	29.82560	75.70880	10/29/2021	14:01:15	D	7.50
856	MANSA	BUDHLADA	S-NPP	29.91210	75.69640	10/29/2021	14:01:15	D	8.30
857	MANSA	BUDHLADA	S-NPP	29.91810	75.51070	10/29/2021	14:01:15	D	7.10
858	MANSA	BUDHLADA	S-NPP	29.98220	75.56280	10/29/2021	14:01:15	D	18.10
859	MANSA	BUDHLADA	S-NPP	29.98680	75.56220	10/29/2021	14:01:15	D	8.70
860	MANSA	BUDHLADA	S-NPP	30.05760	75.63600	10/29/2021	14:01:15	D	7.80
861	MANSA	BUDHLADA	AQUA	30.05600	75.63100	10/29/2021	13:56:43	D	23.20
862	MANSA	JHUNIR	S-NPP	29.82080	75.41800	10/29/2021	14:01:15	D	5.10
863	MANSA	JHUNIR	S-NPP	29.83860	75.25950	10/29/2021	14:01:15	D	11.40
864	MANSA	MANSA	S-NPP	29.94260	75.33660	10/29/2021	14:01:15	D	5.60
865	MANSA	MANSA	S-NPP	29.99800	75.28670	10/29/2021	14:01:15	D	2.90
866	MANSA	MANSA	S-NPP	30.03680	75.25250	10/29/2021	14:01:15	D	3.80
867	MANSA	MANSA	S-NPP	30.10890	75.33030	10/29/2021	14:01:15	D	4.70
868	MANSA	MANSA	AQUA	29.99700	75.29200	10/29/2021	13:56:43	D	10.70
869	MANSA	MANSA	AQUA	30.04600	75.27100	10/29/2021	13:56:43	D	25.70
870	MANSA	SARDULGARH	S-NPP	29.66970	75.19090	10/29/2021	14:01:15	D	10.50
871	MANSA	SARDULGARH	S-NPP	29.68710	75.22220	10/29/2021	14:01:15	D	2.50
872	MANSA	SARDULGARH	S-NPP	29.74350	75.33250	10/29/2021	14:01:15	D	11.60
873	MANSA	SARDULGARH	AQUA	29.68000	75.27000	10/29/2021	13:56:43	D	8.60
874	MOGA	BAGHA PURANA	S-NPP	30.53050	75.00650	10/29/2021	14:01:15	D	26.90
875	MOGA	BAGHA PURANA	S-NPP	30.53150	75.00830	10/29/2021	14:01:15	D	20.30
876	MOGA	BAGHA PURANA	S-NPP	30.56810	75.05690	10/29/2021	14:01:15	D	5.40
877	MOGA	BAGHA PURANA	S-NPP	30.62120	75.17960	10/29/2021	14:01:15	D	4.50
878	MOGA	BAGHA PURANA	S-NPP	30.62910	75.07090	10/29/2021	14:01:15	D	4.50
879	MOGA	BAGHA PURANA	S-NPP	30.62970	75.06810	10/29/2021	14:01:15	D	5.20
880	MOGA	BAGHA PURANA	S-NPP	30.64770	75.21450	10/29/2021	14:01:15	D	2.70
881	MOGA	BAGHA PURANA	S-NPP	30.69930	75.12420	10/29/2021	14:01:15	D	2.70
882	MOGA	BAGHA PURANA	AQUA	30.56300	75.08600	10/29/2021	13:56:43	D	7.70
883	MOGA	KOT ISE KHAN AT DHARAMKOT	S-NPP	30.89670	75.36700	10/29/2021	14:01:15	D	7.30
884	MOGA	KOT ISE KHAN AT DHARAMKOT	S-NPP	30.90510	75.30430	10/29/2021	14:01:15	D	10.30

885	MOGA	KOT ISE KHAN AT DHARAMKOT	S-NPP	30.91820	75.14270	10/29/2021	14:01:15	D	9.20
886	MOGA	KOT ISE KHAN AT DHARAMKOT	S-NPP	30.94780	75.26030	10/29/2021	14:01:15	D	14.20
887	MOGA	KOT ISE KHAN AT DHARAMKOT	S-NPP	30.96190	75.22240	10/29/2021	14:01:15	D	8.20
888	MOGA	KOT ISE KHAN AT DHARAMKOT	S-NPP	30.96260	75.21980	10/29/2021	14:01:15	D	5.10
889	MOGA	KOT ISE KHAN AT DHARAMKOT	S-NPP	30.96370	75.33100	10/29/2021	14:01:15	D	5.50
890	MOGA	KOT ISE KHAN AT DHARAMKOT	S-NPP	30.97760	75.32940	10/29/2021	14:01:15	D	3.10
891	MOGA	KOT ISE KHAN AT DHARAMKOT	S-NPP	31.00010	75.28460	10/29/2021	14:01:15	D	4.40
892	MOGA	KOT ISE KHAN AT DHARAMKOT	S-NPP	31.02140	75.11090	10/29/2021	14:01:15	D	4.50
893	MOGA	KOT ISE KHAN AT DHARAMKOT	S-NPP	31.05040	75.17320	10/29/2021	14:01:15	D	14.00
894	MOGA	KOT ISE KHAN AT DHARAMKOT	S-NPP	31.05250	75.14550	10/29/2021	14:01:15	D	7.30
895	MOGA	KOT ISE KHAN AT DHARAMKOT	S-NPP	31.05700	75.14490	10/29/2021	14:01:15	D	8.20
896	MOGA	KOT ISE KHAN AT DHARAMKOT	AQUA	30.86900	75.28300	10/29/2021	13:56:43	D	38.90
897	MOGA	KOT ISE KHAN AT DHARAMKOT	AQUA	30.88900	75.36500	10/29/2021	13:56:43	D	9.00
898	MOGA	KOT ISE KHAN AT DHARAMKOT	AQUA	30.93900	75.18200	10/29/2021	13:56:43	D	13.50
899	MOGA	KOT ISE KHAN AT DHARAMKOT	AQUA	30.94700	75.25100	10/29/2021	13:56:43	D	10.80
900	MOGA	KOT ISE KHAN AT DHARAMKOT	AQUA	30.94800	75.26500	10/29/2021	13:56:43	D	13.70
901	MOGA	KOT ISE KHAN AT DHARAMKOT	AQUA	30.97700	75.33100	10/29/2021	13:56:43	D	18.50
902	MOGA	KOT ISE KHAN AT DHARAMKOT	AQUA	31.03900	75.17500	10/29/2021	13:56:43	D	9.20
903	MOGA	KOT ISE KHAN AT DHARAMKOT	AQUA	31.04800	75.16000	10/29/2021	13:56:43	D	8.10
904	MOGA	KOT ISE KHAN AT DHARAMKOT	AQUA	31.04900	75.17400	10/29/2021	13:56:43	D	53.20

905	MOGA	MOGA-1	S-NPP	30.70380	75.17240	10/29/2021	14:01:15	D	4.20
906	MOGA	MOGA-1	S-NPP	30.78770	75.28560	10/29/2021	14:01:15	D	2.80
907	MOGA	MOGA-1	S-NPP	30.82400	75.32580	10/29/2021	14:01:15	D	8.60
908	MOGA	MOGA-1	S-NPP	30.83890	75.33520	10/29/2021	14:01:15	D	4.20
909	MOGA	MOGA-1	AQUA	30.72800	75.29700	10/29/2021	13:56:43	D	8.20
910	MOGA	MOGA-1	AQUA	30.73200	75.33800	10/29/2021	13:56:43	D	8.40
911	MOGA	MOGA-1	AQUA	30.83300	75.33100	10/29/2021	13:56:43	D	11.00
912	MOGA	MOGA-2	S-NPP	30.76710	75.01070	10/29/2021	14:01:15	D	19.00
913	MOGA	MOGA-2	S-NPP	30.77210	75.01540	10/29/2021	14:01:15	D	28.20
914	MOGA	MOGA-2	S-NPP	30.79940	75.01210	10/29/2021	14:01:15	D	8.50
915	MOGA	MOGA-2	S-NPP	30.79990	75.01740	10/29/2021	14:01:15	D	8.50
916	MOGA	MOGA-2	S-NPP	30.80340	75.05450	10/29/2021	14:01:15	D	8.90
917	MOGA	MOGA-2	S-NPP	30.80440	75.01690	10/29/2021	14:01:15	D	9.70
918	MOGA	MOGA-2	S-NPP	30.81650	74.95160	10/29/2021	14:01:15	D	2.90
919	MOGA	MOGA-2	S-NPP	30.87630	75.03930	10/29/2021	14:01:15	D	3.90
920	MOGA	MOGA-2	S-NPP	30.88750	74.96300	10/29/2021	14:01:15	D	3.40
921	MOGA	MOGA-2	S-NPP	30.88800	74.96830	10/29/2021	14:01:15	D	3.40
922	MOGA	MOGA-2	AQUA	30.76600	75.00100	10/29/2021	13:56:43	D	11.30
923	MOGA	MOGA-2	AQUA	30.77800	75.01300	10/29/2021	13:56:43	D	6.80
924	MOGA	MOGA-2	AQUA	30.79700	75.01800	10/29/2021	13:56:43	D	8.90
925	MOGA	MOGA-2	AQUA	30.80000	75.04500	10/29/2021	13:56:43	D	19.70
926	MOGA	MOGA-2	AQUA	30.80200	75.05800	10/29/2021	13:56:43	D	28.50
927	MOGA	NIHAL SINGH	S-NPP	30.52540	75.23790	10/29/2021	14:01:15	D	7.10
928	MOGA	NIHAL SINGH	S-NPP	30.54190	75.41250	10/29/2021	14:01:15	D	7.80
929	MOGA	NIHAL SINGH	S-NPP	30.54340	75.32900	10/29/2021	14:01:15	D	7.70
930	MOGA	NIHAL SINGH	S-NPP	30.55060	75.40580	10/29/2021	14:01:15	D	11.60
931	MOGA	NIHAL SINGH	S-NPP	30.55370	75.40800	10/29/2021	14:01:15	D	3.10
932	MOGA	NIHAL SINGH	S-NPP	30.56580	75.33430	10/29/2021	14:01:15	D	2.80
933	MOGA	NIHAL SINGH	S-NPP	30.56750	75.33720	10/29/2021	14:01:15	D	3.20
934	MOGA	NIHAL SINGH	S-NPP	30.56780	75.20240	10/29/2021	14:01:15	D	4.10
935	MOGA	NIHAL SINGH	S-NPP	30.56830	75.20770	10/29/2021	14:01:15	D	5.20
936	MOGA	NIHAL SINGH	S-NPP	30.59160	75.25960	10/29/2021	14:01:15	D	6.90
937	MOGA	NIHAL SINGH	S-NPP	30.66080	75.36490	10/29/2021	14:01:15	D	6.00

938	MOGA	NIHAL SINGH	S-NPP	30.66230	75.36720	10/29/2021	14:01:15	D	3.50
939	MOGA	NIHAL SINGH	S-NPP	30.69700	75.29940	10/29/2021	14:01:15	D	8.20
940	MOGA	NIHAL SINGH	AQUA	30.59200	75.34400	10/29/2021	13:56:43	D	19.90
941	MOGA	NIHAL SINGH	AQUA	30.59400	75.35800	10/29/2021	13:56:43	D	11.10
942	MOGA	NIHAL SINGH	AQUA	30.61300	75.25700	10/29/2021	13:56:43	D	6.30
943	MOGA	NIHAL SINGH	AQUA	30.64200	75.26000	10/29/2021	13:56:43	D	14.00
944	MOGA	NIHAL SINGH	AQUA	30.65400	75.37100	10/29/2021	13:56:43	D	7.90
945	MUKTSAR	KOT BHAI AT GIDDERBAHA	S-NPP	30.15950	74.58640	10/29/2021	14:01:15	D	13.80
946	MUKTSAR	KOT BHAI AT GIDDERBAHA	S-NPP	30.16000	74.58830	10/29/2021	14:01:15	D	9.50
947	MUKTSAR	KOT BHAI AT GIDDERBAHA	S-NPP	30.16170	74.69530	10/29/2021	14:01:15	D	52.90
948	MUKTSAR	KOT BHAI AT GIDDERBAHA	S-NPP	30.19700	74.55890	10/29/2021	14:01:15	D	4.90
949	MUKTSAR	KOT BHAI AT GIDDERBAHA	S-NPP	30.20630	74.56260	10/29/2021	14:01:15	D	4.20
950	MUKTSAR	KOT BHAI AT GIDDERBAHA	S-NPP	30.25020	74.69120	10/29/2021	14:01:15	D	17.50
951	MUKTSAR	KOT BHAI AT GIDDERBAHA	S-NPP	30.25980	74.56560	10/29/2021	14:01:15	D	4.00
952	MUKTSAR	KOT BHAI AT GIDDERBAHA	S-NPP	30.26420	74.56510	10/29/2021	14:01:15	D	10.90
953	MUKTSAR	KOT BHAI AT GIDDERBAHA	S-NPP	30.26420	74.56780	10/29/2021	14:01:15	D	10.40
954	MUKTSAR	KOT BHAI AT GIDDERBAHA	S-NPP	30.28230	74.66490	10/29/2021	14:01:15	D	4.70
955	MUKTSAR	KOT BHAI AT GIDDERBAHA	S-NPP	30.33090	74.52470	10/29/2021	14:01:15	D	5.20
956	MUKTSAR	KOT BHAI AT GIDDERBAHA	S-NPP	30.35490	74.67570	10/29/2021	14:01:15	D	12.00
957	MUKTSAR	KOT BHAI AT GIDDERBAHA	S-NPP	30.36430	74.67960	10/29/2021	14:01:15	D	5.10
958	MUKTSAR	KOT BHAI AT GIDDERBAHA	S-NPP	30.39250	74.70340	10/29/2021	14:01:15	D	7.40
959	MUKTSAR	KOT BHAI AT GIDDERBAHA	S-NPP	30.39380	74.70610	10/29/2021	14:01:15	D	7.60
960	MUKTSAR	KOT BHAI AT GIDDERBAHA	S-NPP	30.39680	74.74850	10/29/2021	14:01:15	D	4.60

961	MUKTSAR	KOT BHAI AT GIDDERBAHA	S-NPP	30.39730	74.61240	10/29/2021	14:01:15	D	12.00
962	MUKTSAR	KOT BHAI AT GIDDERBAHA	S-NPP	30.39840	74.75110	10/29/2021	14:01:15	D	6.50
963	MUKTSAR	KOT BHAI AT GIDDERBAHA	S-NPP	30.43190	74.73900	10/29/2021	14:01:15	D	7.60
964	MUKTSAR	KOT BHAI AT GIDDERBAHA	AQUA	30.15800	74.58600	10/29/2021	13:56:43	D	30.50
965	MUKTSAR	KOT BHAI AT GIDDERBAHA	AQUA	30.16100	74.70000	10/29/2021	13:56:43	D	10.40
966	MUKTSAR	KOT BHAI AT GIDDERBAHA	AQUA	30.25600	74.56500	10/29/2021	13:56:43	D	17.90
967	MUKTSAR	KOT BHAI AT GIDDERBAHA	AQUA	30.26000	74.51400	10/29/2021	13:56:43	D	9.70
968	MUKTSAR	KOT BHAI AT GIDDERBAHA	AQUA	30.26200	74.50700	10/29/2021	13:56:43	D	6.80
969	MUKTSAR	KOT BHAI AT GIDDERBAHA	AQUA	30.26300	74.51900	10/29/2021	13:56:43	D	9.40
970	MUKTSAR	KOT BHAI AT GIDDERBAHA	AQUA	30.28800	74.64200	10/29/2021	13:56:43	D	33.00
971	MUKTSAR	KOT BHAI AT GIDDERBAHA	AQUA	30.34600	74.63300	10/29/2021	13:56:43	D	11.10
972	MUKTSAR	KOT BHAI AT GIDDERBAHA	AQUA	30.47200	74.65200	10/29/2021	13:56:43	D	8.50
973	MUKTSAR	KOT BHAI AT GIDDERBAHA	AQUA	30.47300	74.66400	10/29/2021	13:56:43	D	11.60
974	MUKTSAR	LAMBI	S-NPP	29.95340	74.57030	10/29/2021	14:01:15	D	12.60
975	MUKTSAR	LAMBI	S-NPP	29.99340	74.65550	10/29/2021	14:01:15	D	7.50
976	MUKTSAR	LAMBI	S-NPP	30.03190	74.59640	10/29/2021	14:01:15	D	10.40
977	MUKTSAR	LAMBI	S-NPP	30.09540	74.47740	10/29/2021	14:01:15	D	4.90
978	MUKTSAR	LAMBI	AQUA	29.95200	74.56900	10/29/2021	13:56:43	D	43.50
979	MUKTSAR	LAMBI	AQUA	30.05000	74.46000	10/29/2021	13:56:43	D	7.50
980	MUKTSAR	LAMBI	AQUA	30.15600	74.57400	10/29/2021	13:56:43	D	23.20
981	MUKTSAR	MALOUT	S-NPP	30.10320	74.42320	10/29/2021	14:01:15	D	3.60
982	MUKTSAR	MALOUT	S-NPP	30.10850	74.43220	10/29/2021	14:01:15	D	5.70
983	MUKTSAR	MALOUT	S-NPP	30.16690	74.38780	10/29/2021	14:01:15	D	8.70
984	MUKTSAR	MALOUT	S-NPP	30.17080	74.38250	10/29/2021	14:01:15	D	8.70
985	MUKTSAR	MALOUT	S-NPP	30.19680	74.37910	10/29/2021	14:01:15	D	13.40

986	MUKTSAR	MALOUT	S-NPP	30.20880	74.45480	10/29/2021	14:01:15	D	4.60
987	MUKTSAR	MALOUT	S-NPP	30.26110	74.48960	10/29/2021	14:01:15	D	3.50
988	MUKTSAR	MALOUT	S-NPP	30.26110	74.49190	10/29/2021	14:01:15	D	3.60
989	MUKTSAR	MALOUT	S-NPP	30.26400	74.47690	10/29/2021	14:01:15	D	3.10
990	MUKTSAR	MALOUT	S-NPP	30.26550	74.49130	10/29/2021	14:01:15	D	3.40
991	MUKTSAR	MALOUT	S-NPP	30.27930	74.40460	10/29/2021	14:01:15	D	7.30
992	MUKTSAR	MALOUT	S-NPP	30.27970	74.40940	10/29/2021	14:01:15	D	7.60
993	MUKTSAR	MALOUT	S-NPP	30.28410	74.40880	10/29/2021	14:01:15	D	7.20
994	MUKTSAR	MALOUT	S-NPP	30.29660	74.40230	10/29/2021	14:01:15	D	3.00
995	MUKTSAR	MALOUT	S-NPP	30.31060	74.49780	10/29/2021	14:01:15	D	10.10
996	MUKTSAR	MALOUT	S-NPP	30.34110	74.49390	10/29/2021	14:01:15	D	3.30
997	MUKTSAR	MALOUT	S-NPP	30.34450	74.43980	10/29/2021	14:01:15	D	4.10
998	MUKTSAR	MALOUT	S-NPP	30.40450	74.45830	10/29/2021	14:01:15	D	2.80
999	MUKTSAR	MALOUT	AQUA	30.09800	74.42100	10/29/2021	13:56:43	D	7.30
1000	MUKTSAR	MALOUT	AQUA	30.16400	74.38000	10/29/2021	13:56:43	D	16.20
1001	MUKTSAR	MALOUT	AQUA	30.27500	74.45500	10/29/2021	13:56:43	D	9.70
1002	MUKTSAR	MALOUT	AQUA	30.27900	74.40400	10/29/2021	13:56:43	D	102.00
1003	MUKTSAR	MALOUT	AQUA	30.28100	74.41600	10/29/2021	13:56:43	D	7.60
1004	MUKTSAR	MALOUT	AQUA	30.31000	74.49900	10/29/2021	13:56:43	D	36.40
1005	MUKTSAR	MUKTSAR	S-NPP	30.42050	74.39780	10/29/2021	14:01:15	D	11.00
1006	MUKTSAR	MUKTSAR	S-NPP	30.42100	74.40260	10/29/2021	14:01:15	D	16.50
1007	MUKTSAR	MUKTSAR	S-NPP	30.44620	74.52180	10/29/2021	14:01:15	D	4.10
1008	MUKTSAR	MUKTSAR	S-NPP	30.45060	74.56580	10/29/2021	14:01:15	D	3.80
1009	MUKTSAR	MUKTSAR	S-NPP	30.47810	74.66230	10/29/2021	14:01:15	D	10.50
1010	MUKTSAR	MUKTSAR	S-NPP	30.48710	74.58250	10/29/2021	14:01:15	D	13.10
1011	MUKTSAR	MUKTSAR	S-NPP	30.48780	74.58100	10/29/2021	14:01:15	D	9.60
1012	MUKTSAR	MUKTSAR	S-NPP	30.49610	74.53660	10/29/2021	14:01:15	D	1.50
1013	MUKTSAR	MUKTSAR	S-NPP	30.51940	74.59340	10/29/2021	14:01:15	D	2.30
1014	MUKTSAR	MUKTSAR	S-NPP	30.54050	74.58070	10/29/2021	14:01:15	D	10.20
1015	MUKTSAR	MUKTSAR	S-NPP	30.56250	74.62300	10/29/2021	14:01:15	D	3.00
1016	MUKTSAR	MUKTSAR	S-NPP	30.57680	74.67670	10/29/2021	14:01:15	D	12.10
1017	MUKTSAR	MUKTSAR	S-NPP	30.59450	74.45170	10/29/2021	14:01:15	D	4.40
1018	MUKTSAR	MUKTSAR	S-NPP	30.60560	74.47500	10/29/2021	14:01:15	D	4.20

1019	MUKTSAR	MUKTSAR	S-NPP	30.61420	74.56330	10/29/2021	14:01:15	D	4.50
1020	MUKTSAR	MUKTSAR	S-NPP	30.61470	74.56820	10/29/2021	14:01:15	D	6.90
1021	MUKTSAR	MUKTSAR	S-NPP	30.63320	74.62110	10/29/2021	14:01:15	D	1.70
1022	MUKTSAR	MUKTSAR	S-NPP	30.63570	74.60070	10/29/2021	14:01:15	D	6.50
1023	MUKTSAR	MUKTSAR	AQUA	30.41900	74.40100	10/29/2021	13:56:43	D	8.70
1024	MUKTSAR	MUKTSAR	AQUA	30.57400	74.66800	10/29/2021	13:56:43	D	29.90
1025	MUKTSAR	MUKTSAR	AQUA	30.60100	74.47200	10/29/2021	13:56:43	D	16.20
1026	MUKTSAR	MUKTSAR	AQUA	30.61100	74.55900	10/29/2021	13:56:43	D	7.70
1027	MUKTSAR	MUKTSAR	AQUA	30.61400	74.58500	10/29/2021	13:56:43	D	9.10
1028	MUKTSAR	MUKTSAR	AQUA	30.64800	74.59800	10/29/2021	13:56:43	D	8.70
1029	MUKTSAR	MUKTSAR	AQUA	30.66000	74.53200	10/29/2021	13:56:43	D	7.20
1030	PATHANKOT	NAROT JAIMAL SINGH	S-NPP	32.21020	75.35310	10/29/2021	14:01:15	D	7.80
1031	PATIALA	BHUNARHERI	S-NPP	30.14070	76.45590	10/29/2021	14:01:15	D	4.50
1032	PATIALA	BHUNARHERI	S-NPP	30.14130	76.47650	10/29/2021	12:20:58	D	3.40
1033	PATIALA	BHUNARHERI	S-NPP	30.14260	76.45400	10/29/2021	14:01:15	D	2.30
1034	PATIALA	BHUNARHERI	S-NPP	30.16720	76.45140	10/29/2021	14:01:15	D	6.00
1035	PATIALA	BHUNARHERI	S-NPP	30.17580	76.49500	10/29/2021	14:01:15	D	8.30
1036	PATIALA	BHUNARHERI	S-NPP	30.17950	76.64860	10/29/2021	12:20:58	D	4.50
1037	PATIALA	BHUNARHERI	S-NPP	30.18950	76.56260	10/29/2021	12:20:58	D	7.60
1038	PATIALA	BHUNARHERI	S-NPP	30.21200	76.51040	10/29/2021	14:01:15	D	4.30
1039	PATIALA	BHUNARHERI	S-NPP	30.22240	76.45810	10/29/2021	14:01:15	D	2.70
1040	PATIALA	BHUNARHERI	S-NPP	30.22950	76.48290	10/29/2021	14:01:15	D	3.50
1041	PATIALA	BHUNARHERI	S-NPP	30.23000	76.43180	10/29/2021	14:01:15	D	4.80
1042	PATIALA	BHUNARHERI	S-NPP	30.23140	76.42940	10/29/2021	14:01:15	D	6.00
1043	PATIALA	BHUNARHERI	S-NPP	30.23570	76.52650	10/29/2021	12:20:58	D	2.50
1044	PATIALA	BHUNARHERI	S-NPP	30.29060	76.58340	10/29/2021	12:20:58	D	9.00
1045	PATIALA	BHUNARHERI	AQUA	30.16300	76.62500	10/29/2021	13:56:43	D	14.00
1046	PATIALA	BHUNARHERI	AQUA	30.17300	76.50900	10/29/2021	13:56:43	D	11.20
1047	PATIALA	BHUNARHERI	AQUA	30.26300	76.50700	10/29/2021	13:56:43	D	23.60
1048	PATIALA	GHANAUR	S-NPP	30.31280	76.62710	10/29/2021	14:01:15	D	10.10
1049	PATIALA	GHANAUR	S-NPP	30.31830	76.57430	10/29/2021	14:01:15	D	6.80
1050	PATIALA	GHANAUR	S-NPP	30.33000	76.71100	10/29/2021	14:01:15	D	15.00
1051	PATIALA	GHANAUR	S-NPP	30.35020	76.52400	10/29/2021	14:01:15	D	3.30

1052	PATIALA	GHANAUR	S-NPP	30.37930	76.55710	10/29/2021	12:20:58	D	9.40
1053	PATIALA	GHANAUR	S-NPP	30.38170	76.55740	10/29/2021	12:20:58	D	4.90
1054	PATIALA	GHANAUR	AQUA	30.33000	76.71200	10/29/2021	13:56:43	D	20.30
1055	PATIALA	PATIALA	S-NPP	30.37540	76.34860	10/29/2021	14:01:15	D	3.50
1056	PATIALA	PATIALA	S-NPP	30.38290	76.37950	10/29/2021	14:01:15	D	8.40
1057	PATIALA	PATIALA	AQUA	30.36700	76.30900	10/29/2021	13:56:43	D	10.80
1058	PATIALA	PATIALA	AQUA	30.38500	76.37000	10/29/2021	13:56:43	D	40.00
1059	PATIALA	PATRAN	S-NPP	29.82140	76.13530	10/29/2021	14:01:15	D	24.80
1060	PATIALA	PATRAN	S-NPP	29.82250	76.14720	10/29/2021	14:01:15	D	8.10
1061	PATIALA	PATRAN	S-NPP	29.83100	76.18850	10/29/2021	14:01:15	D	6.80
1062	PATIALA	PATRAN	S-NPP	29.83580	76.18800	10/29/2021	14:01:15	D	6.80
1063	PATIALA	PATRAN	S-NPP	29.87070	76.09180	10/29/2021	14:01:15	D	7.20
1064	PATIALA	PATRAN	S-NPP	29.87100	76.09370	10/29/2021	14:01:15	D	7.50
1065	PATIALA	PATRAN	S-NPP	29.87340	76.06760	10/29/2021	14:01:15	D	2.90
1066	PATIALA	PATRAN	S-NPP	29.87690	76.10510	10/29/2021	14:01:15	D	6.60
1067	PATIALA	PATRAN	S-NPP	29.87700	76.10910	10/29/2021	14:01:15	D	3.90
1068	PATIALA	PATRAN	S-NPP	29.88400	76.07830	10/29/2021	14:01:15	D	6.80
1069	PATIALA	PATRAN	S-NPP	29.88430	76.08030	10/29/2021	14:01:15	D	16.10
1070	PATIALA	PATRAN	S-NPP	29.88450	76.08430	10/29/2021	14:01:15	D	9.10
1071	PATIALA	PATRAN	S-NPP	29.89930	76.14270	10/29/2021	14:01:15	D	3.20
1072	PATIALA	PATRAN	S-NPP	29.90000	76.14460	10/29/2021	14:01:15	D	4.90
1073	PATIALA	PATRAN	S-NPP	29.91150	76.17160	10/29/2021	14:01:15	D	6.60
1074	PATIALA	PATRAN	AQUA	29.81500	76.14100	10/29/2021	13:56:43	D	8.50
1075	PATIALA	PATRAN	AQUA	29.85200	76.18100	10/29/2021	13:56:43	D	12.50
1076	PATIALA	PATRAN	AQUA	29.88700	76.10100	10/29/2021	13:56:43	D	8.60
1077	PATIALA	PATRAN	AQUA	29.91000	76.16600	10/29/2021	13:56:43	D	11.10
1078	PATIALA	PATRAN	AQUA	29.97700	76.08100	10/29/2021	13:56:43	D	16.50
1079	PATIALA	SAMANA	S-NPP	30.04940	76.14910	10/29/2021	14:01:15	D	3.70
1080	PATIALA	SAMANA	S-NPP	30.09940	76.21680	10/29/2021	14:01:15	D	6.00
1081	PATIALA	SAMANA	S-NPP	30.10280	76.21460	10/29/2021	14:01:15	D	2.80
1082	PATIALA	SAMANA	S-NPP	30.14420	76.24080	10/29/2021	14:01:15	D	2.70
1083	PATIALA	SANAUR	S-NPP	30.17280	76.28720	10/29/2021	14:01:15	D	12.60
1084	PATIALA	SANAUR	S-NPP	30.18850	76.35420	10/29/2021	14:01:15	D	17.60

1085	PATIALA	SANAUR	S-NPP	30.20320	76.32040	10/29/2021	12:20:58	D	8.20
1086	PATIALA	SANAUR	S-NPP	30.20470	76.31480	10/29/2021	14:01:15	D	10.10
1087	PATIALA	SANAUR	S-NPP	30.20550	76.32840	10/29/2021	12:20:58	D	10.70
1088	PATIALA	SANAUR	S-NPP	30.20730	76.32680	10/29/2021	12:20:58	D	11.20
1089	PATIALA	SANAUR	S-NPP	30.29430	76.58320	10/29/2021	12:20:58	D	7.30
1090	PATIALA	SANAUR	S-NPP	30.30010	76.53730	10/29/2021	14:01:15	D	8.90
1091	PATIALA	SANAUR	AQUA	30.14000	76.30700	10/29/2021	13:56:43	D	10.30
1092	PATIALA	SANAUR	AQUA	30.16000	76.28800	10/29/2021	13:56:43	D	20.70
1093	PATIALA	SANAUR	AQUA	30.22100	76.32100	10/29/2021	13:56:43	D	19.60
1094	PATIALA	SHAMBU KALAN	S-NPP	30.43840	76.49460	10/29/2021	14:01:15	D	9.60
1095	PATIALA	SHAMBU KALAN	S-NPP	30.46070	76.47340	10/29/2021	14:01:15	D	12.70
1096	PATIALA	SHAMBU KALAN	S-NPP	30.46150	76.47270	10/29/2021	14:01:15	D	13.20
1097	SANGRUR	ANDANA	S-NPP	29.76940	75.92790	10/29/2021	14:01:15	D	3.40
1098	SANGRUR	ANDANA	S-NPP	29.78080	76.00290	10/29/2021	14:01:15	D	5.60
1099	SANGRUR	ANDANA	S-NPP	29.78110	76.00580	10/29/2021	14:01:15	D	7.60
1100	SANGRUR	ANDANA	S-NPP	29.78220	75.85680	10/29/2021	14:01:15	D	11.20
1101	SANGRUR	ANDANA	S-NPP	29.78640	75.85060	10/29/2021	14:01:15	D	22.40
1102	SANGRUR	ANDANA	S-NPP	29.79830	75.98320	10/29/2021	14:01:15	D	5.20
1103	SANGRUR	ANDANA	S-NPP	29.79920	76.04820	10/29/2021	14:01:15	D	6.20
1104	SANGRUR	ANDANA	S-NPP	29.84010	75.96680	10/29/2021	14:01:15	D	5.10
1105	SANGRUR	ANDANA	S-NPP	29.86740	75.99700	10/29/2021	14:01:15	D	8.90
1106	SANGRUR	ANDANA	AQUA	29.77500	76.00300	10/29/2021	13:56:43	D	8.40
1107	SANGRUR	ANDANA	AQUA	29.77900	75.85600	10/29/2021	13:56:43	D	37.30
1108	SANGRUR	ANDANA	AQUA	29.78100	75.87000	10/29/2021	13:56:43	D	14.90
1109	SANGRUR	ANDANA	AQUA	29.78600	75.86400	10/29/2021	13:56:43	D	21.90
1110	SANGRUR	DHURI	S-NPP	30.36960	75.89630	10/29/2021	14:01:15	D	25.70
1111	SANGRUR	DHURI	S-NPP	30.38640	75.81770	10/29/2021	14:01:15	D	2.90
1112	SANGRUR	DHURI	AQUA	30.35700	75.89000	10/29/2021	13:56:43	D	8.80
1113	SANGRUR	DHURI	AQUA	30.38100	75.81200	10/29/2021	13:56:43	D	65.20
1114	SANGRUR	DHURI	AQUA	30.38200	75.82700	10/29/2021	13:56:43	D	12.90
1115	SANGRUR	DIRBA	S-NPP	30.00120	75.98650	10/29/2021	14:01:15	D	3.80
1116	SANGRUR	LEHRA GAGA	AQUA	29.99400	75.71900	10/29/2021	13:56:43	D	7.80
1117	SANGRUR	MALERKOTLA-1	S-NPP	30.43050	75.82320	10/29/2021	14:01:15	D	23.40

1118	SANGRUR	MALERKOTLA-1	S-NPP	30.48750	75.86990	10/29/2021	14:01:15	D	33.00
1119	SANGRUR	MALERKOTLA-1	S-NPP	30.48770	75.86790	10/29/2021	14:01:15	D	30.00
1120	SANGRUR	MALERKOTLA-1	AQUA	30.42100	75.82900	10/29/2021	13:56:43	D	12.70
1121	SANGRUR	MALERKOTLA-2	S-NPP	30.51220	75.81770	10/29/2021	14:01:15	D	10.50
1122	SANGRUR	MALERKOTLA-2	S-NPP	30.51970	75.79330	10/29/2021	14:01:15	D	6.70
1123	SANGRUR	MALERKOTLA-2	S-NPP	30.52440	75.79270	10/29/2021	14:01:15	D	6.70
1124	SANGRUR	MALERKOTLA-2	S-NPP	30.55080	75.81920	10/29/2021	14:01:15	D	14.40
1125	SANGRUR	MALERKOTLA-2	S-NPP	30.55130	75.82510	10/29/2021	14:01:15	D	14.40
1126	SANGRUR	MALERKOTLA-2	S-NPP	30.58980	75.82660	10/29/2021	14:01:15	D	4.50
1127	SANGRUR	MALERKOTLA-2	S-NPP	30.60540	75.83990	10/29/2021	14:01:15	D	4.00
1128	SANGRUR	MALERKOTLA-2	S-NPP	30.62610	75.80190	10/29/2021	14:01:15	D	5.70
1129	SANGRUR	MALERKOTLA-2	S-NPP	30.67050	75.86810	10/29/2021	14:01:15	D	17.90
1130	SANGRUR	MALERKOTLA-2	S-NPP	30.67520	75.86760	10/29/2021	14:01:15	D	17.90
1131	SANGRUR	MALERKOTLA-2	AQUA	30.47900	75.86500	10/29/2021	13:56:43	D	8.90
1132	SANGRUR	MALERKOTLA-2	AQUA	30.50500	75.81700	10/29/2021	13:56:43	D	34.70
1133	SANGRUR	MALERKOTLA-2	AQUA	30.50900	75.81000	10/29/2021	13:56:43	D	23.40
1134	SANGRUR	MALERKOTLA-2	AQUA	30.54300	75.82000	10/29/2021	13:56:43	D	15.70
1135	SANGRUR	SANGRUR	S-NPP	30.15820	75.85460	10/29/2021	14:01:15	D	12.10
1136	SANGRUR	SANGRUR	S-NPP	30.16290	75.57550	10/29/2021	14:01:15	D	11.40
1137	SANGRUR	SANGRUR	S-NPP	30.16490	75.57260	10/29/2021	14:01:15	D	16.10
1138	SANGRUR	SANGRUR	S-NPP	30.20360	75.71310	10/29/2021	14:01:15	D	3.70
1139	SANGRUR	SANGRUR	S-NPP	30.21120	75.85160	10/29/2021	14:01:15	D	2.30
1140	SANGRUR	SANGRUR	S-NPP	30.26280	75.78730	10/29/2021	14:01:15	D	4.40
1141	SANGRUR	SANGRUR	S-NPP	30.27130	75.82710	10/29/2021	14:01:15	D	4.70
1142	SANGRUR	SANGRUR	S-NPP	30.27790	75.83600	10/29/2021	14:01:15	D	18.20
1143	SANGRUR	SANGRUR	S-NPP	30.27840	75.84180	10/29/2021	14:01:15	D	13.90
1144	SANGRUR	SANGRUR	S-NPP	30.31100	75.88520	10/29/2021	14:01:15	D	5.90
1145	SANGRUR	SANGRUR	AQUA	30.27000	75.81900	10/29/2021	13:56:43	D	11.40
1146	SANGRUR	SANGRUR	AQUA	30.27100	75.83400	10/29/2021	13:56:43	D	10.80
1147	SANGRUR	SANGRUR	AQUA	30.28000	75.81800	10/29/2021	13:56:43	D	14.00
1148	SANGRUR	SANGRUR	AQUA	30.30900	75.88800	10/29/2021	13:56:43	D	6.90
1149	SANGRUR	SHER PUR	S-NPP	30.29210	75.67190	10/29/2021	14:01:15	D	3.50
1150	SANGRUR	SHER PUR	S-NPP	30.35480	75.73380	10/29/2021	14:01:15	D	3.10

1151	SANGRUR	SHER PUR	S-NPP	30.40070	75.75630	10/29/2021	14:01:15	D	2.90
1152	SANGRUR	SHER PUR	S-NPP	30.40520	75.80840	10/29/2021	14:01:15	D	5.90
1153	SANGRUR	SHER PUR	S-NPP	30.43370	75.80520	10/29/2021	14:01:15	D	4.10
1154	SANGRUR	SHER PUR	S-NPP	30.46110	75.79030	10/29/2021	14:01:15	D	5.80
1155	SANGRUR	SHER PUR	S-NPP	30.48400	75.67710	10/29/2021	14:01:15	D	3.40
1156	SANGRUR	SHER PUR	S-NPP	30.48520	75.74080	10/29/2021	14:01:15	D	3.40
1157	SANGRUR	SHER PUR	AQUA	30.31900	75.73300	10/29/2021	13:56:43	D	7.90
1158	SANGRUR	SHER PUR	AQUA	30.42000	75.81400	10/29/2021	13:56:43	D	23.80
1159	SANGRUR	SHER PUR	AQUA	30.42900	75.79800	10/29/2021	13:56:43	D	14.10
1160	SANGRUR	SHER PUR	AQUA	30.47900	75.67300	10/29/2021	13:56:43	D	20.20
1161	SANGRUR	SUNAM	S-NPP	30.07970	75.72450	10/29/2021	14:01:15	D	17.50
1162	SANGRUR	SUNAM	S-NPP	30.08690	75.75240	10/29/2021	14:01:15	D	11.10
1163	SANGRUR	SUNAM	S-NPP	30.08740	75.75810	10/29/2021	14:01:15	D	11.10
1164	SANGRUR	SUNAM	S-NPP	30.10830	75.77880	10/29/2021	14:01:15	D	6.70
1165	SANGRUR	SUNAM	S-NPP	30.11150	75.70940	10/29/2021	14:01:15	D	10.20
1166	SANGRUR	SUNAM	S-NPP	30.11300	75.83050	10/29/2021	14:01:15	D	3.90
1167	SANGRUR	SUNAM	S-NPP	30.13600	75.71800	10/29/2021	14:01:15	D	11.30
1168	SANGRUR	SUNAM	S-NPP	30.17250	75.79190	10/29/2021	14:01:15	D	4.40
1169	SANGRUR	SUNAM	AQUA	30.03900	75.76300	10/29/2021	13:56:43	D	18.80
1170	SANGRUR	SUNAM	AQUA	30.04100	75.75500	10/29/2021	13:56:43	D	17.00
1171	SANGRUR	SUNAM	AQUA	30.07600	75.71500	10/29/2021	13:56:43	D	11.50
1172	SANGRUR	SUNAM	AQUA	30.07700	75.72900	10/29/2021	13:56:43	D	16.60
1173	SANGRUR	SUNAM	AQUA	30.07900	75.74300	10/29/2021	13:56:43	D	16.40
1174	SANGRUR	SUNAM	AQUA	30.08000	75.75700	10/29/2021	13:56:43	D	21.30
1175	SANGRUR	SUNAM	AQUA	30.09100	75.85800	10/29/2021	13:56:43	D	66.70
1176	SANGRUR	SUNAM	AQUA	30.10800	75.72400	10/29/2021	13:56:43	D	30.40
1177	SANGRUR	SUNAM	AQUA	30.12900	75.72100	10/29/2021	13:56:43	D	15.40
1178	SANGRUR	SUNAM	AQUA	30.13400	75.71500	10/29/2021	13:56:43	D	16.30
1179	SANGRUR	SUNAM	AQUA	30.14900	75.75600	10/29/2021	13:56:43	D	15.40
1180	SANGRUR	SUNAM	AQUA	30.15000	75.85900	10/29/2021	13:56:43	D	19.40
1181	SAS NAGAR (MOHALI)	DERABASSI	S-NPP	30.43500	76.75860	10/29/2021	14:01:15	D	15.50
1182	SAS NAGAR (MOHALI)	DERABASSI	S-NPP	30.43950	76.81190	10/29/2021	14:01:15	D	2.90

1183	SAS NAGAR (MOHALI)	DERABASSI	S-NPP	30.45570	76.82370	10/29/2021	14:01:15	D	5.80
1184	SAS NAGAR (MOHALI)	DERABASSI	S-NPP	30.45930	76.82310	10/29/2021	14:01:15	D	9.10
1185	SAS NAGAR (MOHALI)	DERABASSI	S-NPP	30.54010	76.81450	10/29/2021	14:01:15	D	5.90
1186	SAS NAGAR (MOHALI)	KHARAR	S-NPP	30.65550	76.63140	10/29/2021	14:01:15	D	5.20
1187	SAS NAGAR (MOHALI)	KHARAR	S-NPP	30.65620	76.63350	10/29/2021	14:01:15	D	2.80
1188	SAS NAGAR (MOHALI)	KHARAR	AQUA	30.59200	76.71800	10/29/2021	13:56:43	D	10.10
1189	SBS NAGAR	NAWAN SHAHR	S-NPP	31.01270	76.14420	10/29/2021	14:01:15	D	22.50
1190	SBS NAGAR	NAWAN SHAHR	S-NPP	31.04200	76.14100	10/29/2021	14:01:15	D	5.20
1191	TARN TARAN	BHIKHIWIND	S-NPP	31.24350	74.65640	10/29/2021	14:01:15	D	8.80
1192	TARN TARAN	BHIKHIWIND	S-NPP	31.24550	74.65760	10/29/2021	14:01:15	D	7.50
1193	TARN TARAN	BHIKHIWIND	S-NPP	31.28510	74.66670	10/29/2021	14:01:15	D	22.30
1194	TARN TARAN	BHIKHIWIND	S-NPP	31.29450	74.67080	10/29/2021	14:01:15	D	8.50
1195	TARN TARAN	BHIKHIWIND	S-NPP	31.30490	74.73210	10/29/2021	14:01:15	D	4.50
1196	TARN TARAN	BHIKHIWIND	S-NPP	31.31440	74.59580	10/29/2021	14:01:15	D	12.80
1197	TARN TARAN	BHIKHIWIND	S-NPP	31.32280	74.58960	10/29/2021	14:01:15	D	3.80
1198	TARN TARAN	BHIKHIWIND	S-NPP	31.32290	74.72990	10/29/2021	14:01:15	D	6.20
1199	TARN TARAN	BHIKHIWIND	S-NPP	31.32330	74.59470	10/29/2021	14:01:15	D	5.90
1200	TARN TARAN	BHIKHIWIND	S-NPP	31.32480	74.65660	10/29/2021	14:01:15	D	4.10
1201	TARN TARAN	BHIKHIWIND	S-NPP	31.34370	74.66460	10/29/2021	14:01:15	D	8.10
1202	TARN TARAN	BHIKHIWIND	S-NPP	31.34530	74.66100	10/29/2021	14:01:15	D	11.80
1203	TARN TARAN	BHIKHIWIND	S-NPP	31.34820	74.66400	10/29/2021	14:01:15	D	3.80
1204	TARN TARAN	BHIKHIWIND	S-NPP	31.36510	74.67940	10/29/2021	14:01:15	D	4.00
1205	TARN TARAN	BHIKHIWIND	S-NPP	31.36710	74.65310	10/29/2021	14:01:15	D	6.70
1206	TARN TARAN	BHIKHIWIND	S-NPP	31.37740	74.71450	10/29/2021	14:01:15	D	18.50
1207	TARN TARAN	BHIKHIWIND	S-NPP	31.40790	74.60640	10/29/2021	14:01:15	D	7.00
1208	TARN TARAN	BHIKHIWIND	S-NPP	31.42780	74.71870	10/29/2021	14:01:15	D	4.80
1209	TARN TARAN	BHIKHIWIND	AQUA	31.24600	74.67400	10/29/2021	13:56:43	D	5.80
1210	TARN TARAN	BHIKHIWIND	AQUA	31.24800	74.68700	10/29/2021	13:56:43	D	7.20
1211	TARN TARAN	BHIKHIWIND	AQUA	31.28500	74.66300	10/29/2021	13:56:43	D	23.20

1212	TARN TARAN	BHIKHIWIND	AQUA	31.28600	74.66800	10/29/2021	13:56:43	D	17.30
1213	TARN TARAN	BHIKHIWIND	AQUA	31.30700	74.59300	10/29/2021	13:56:43	D	27.10
1214	TARN TARAN	BHIKHIWIND	AQUA	31.32200	74.72300	10/29/2021	13:56:43	D	6.90
1215	TARN TARAN	BHIKHIWIND	AQUA	31.35700	74.67800	10/29/2021	13:56:43	D	7.70
1216	TARN TARAN	BHIKHIWIND	AQUA	31.37200	74.71500	10/29/2021	13:56:43	D	16.40
1217	TARN TARAN	BHIKHIWIND	AQUA	31.42300	74.71400	10/29/2021	13:56:43	D	8.60
1218	TARN TARAN	CHOHLA SAHIB	S-NPP	31.25280	74.90830	10/29/2021	14:01:15	D	8.40
1219	TARN TARAN	CHOHLA SAHIB	S-NPP	31.25650	74.90910	10/29/2021	14:01:15	D	6.00
1220	TARN TARAN	CHOHLA SAHIB	S-NPP	31.27010	74.90740	10/29/2021	14:01:15	D	5.70
1221	TARN TARAN	CHOHLA SAHIB	S-NPP	31.27090	74.90600	10/29/2021	14:01:15	D	8.80
1222	TARN TARAN	CHOHLA SAHIB	S-NPP	31.30330	75.05930	10/29/2021	14:01:15	D	5.20
1223	TARN TARAN	CHOHLA SAHIB	S-NPP	31.34650	75.07600	10/29/2021	14:01:15	D	4.30
1224	TARN TARAN	CHOHLA SAHIB	AQUA	31.22800	74.96000	10/29/2021	13:56:43	D	8.30
1225	TARN TARAN	CHOHLA SAHIB	AQUA	31.29500	74.92200	10/29/2021	13:56:43	D	7.40
1226	TARN TARAN	GANDIWIND TATLA	S-NPP	31.43720	74.67560	10/29/2021	14:01:15	D	3.90
1227	TARN TARAN	GANDIWIND TATLA	S-NPP	31.44410	74.67730	10/29/2021	14:01:15	D	2.70
1228	TARN TARAN	GANDIWIND TATLA	S-NPP	31.44620	74.67450	10/29/2021	14:01:15	D	3.00
1229	TARN TARAN	GANDIWIND TATLA	S-NPP	31.45720	74.74140	10/29/2021	14:01:15	D	23.90
1230	TARN TARAN	GANDIWIND TATLA	S-NPP	31.45870	74.73860	10/29/2021	14:01:15	D	36.40
1231	TARN TARAN	GANDIWIND TATLA	S-NPP	31.46160	74.77000	10/29/2021	14:01:15	D	4.10
1232	TARN TARAN	GANDIWIND TATLA	S-NPP	31.46170	74.74090	10/29/2021	14:01:15	D	9.20
1233	TARN TARAN	GANDIWIND TATLA	S-NPP	31.51370	74.74230	10/29/2021	14:01:15	D	2.80
1234	TARN TARAN	GANDIWIND TATLA	S-NPP	31.51760	74.78430	10/29/2021	14:01:15	D	3.60
1235	TARN TARAN	GANDIWIND TATLA	S-NPP	31.52210	74.78380	10/29/2021	14:01:15	D	3.60
1236	TARN TARAN	GANDIWIND TATLA	S-NPP	31.56270	74.73100	10/29/2021	14:01:15	D	1.70
1237	TARN TARAN	GANDIWIND TATLA	S-NPP	31.56400	74.73280	10/29/2021	14:01:15	D	3.10
1238	TARN TARAN	GANDIWIND TATLA	AQUA	31.42500	74.72700	10/29/2021	13:56:43	D	7.40
1239	TARN TARAN	GANDIWIND TATLA	AQUA	31.43900	74.67100	10/29/2021	13:56:43	D	6.20
1240	TARN TARAN	GANDIWIND TATLA	AQUA	31.47300	74.71400	10/29/2021	13:56:43	D	10.10
1241	TARN TARAN	GANDIWIND TATLA	AQUA	31.48800	74.75200	10/29/2021	13:56:43	D	8.50
1242	TARN TARAN	KHADUR SAHIB	S-NPP	31.34950	75.15880	10/29/2021	14:01:15	D	13.30
1243	TARN TARAN	KHADUR SAHIB	S-NPP	31.36330	75.15710	10/29/2021	14:01:15	D	20.10
1244	TARN TARAN	KHADUR SAHIB	S-NPP	31.36790	75.15660	10/29/2021	14:01:15	D	25.60

1245	TARN TARAN	KHADUR SAHIB	S-NPP	31.39990	75.06100	10/29/2021	14:01:15	D	2.80
1246	TARN TARAN	KHADUR SAHIB	S-NPP	31.44990	75.04950	10/29/2021	14:01:15	D	5.20
1247	TARN TARAN	KHADUR SAHIB	S-NPP	31.50680	75.17350	10/29/2021	14:01:15	D	7.30
1248	TARN TARAN	KHADUR SAHIB	S-NPP	31.50770	75.17020	10/29/2021	14:01:15	D	4.40
1249	TARN TARAN	KHADUR SAHIB	AQUA	31.36100	75.15700	10/29/2021	13:56:43	D	28.50
1250	TARN TARAN	KHADUR SAHIB	AQUA	31.45500	75.17800	10/29/2021	13:56:43	D	12.70
1251	TARN TARAN	KHADUR SAHIB	AQUA	31.50700	75.17000	10/29/2021	13:56:43	D	10.20
1252	TARN TARAN	NAUSHERA PANNUAN	S-NPP	31.31420	74.92760	10/29/2021	14:01:15	D	2.60
1253	TARN TARAN	NAUSHERA PANNUAN	S-NPP	31.32270	74.96970	10/29/2021	14:01:15	D	5.00
1254	TARN TARAN	NAUSHERA PANNUAN	S-NPP	31.32480	74.94250	10/29/2021	14:01:15	D	4.60
1255	TARN TARAN	NAUSHERA PANNUAN	S-NPP	31.33240	74.92540	10/29/2021	14:01:15	D	5.60
1256	TARN TARAN	NAUSHERA PANNUAN	S-NPP	31.33690	74.92480	10/29/2021	14:01:15	D	5.10
1257	TARN TARAN	NAUSHERA PANNUAN	S-NPP	31.34090	74.96750	10/29/2021	14:01:15	D	4.20
1258	TARN TARAN	NAUSHERA PANNUAN	S-NPP	31.34140	74.92430	10/29/2021	14:01:15	D	5.10
1259	TARN TARAN	NAUSHERA PANNUAN	S-NPP	31.34300	74.98900	10/29/2021	14:01:15	D	3.80
1260	TARN TARAN	NAUSHERA PANNUAN	S-NPP	31.34500	74.91310	10/29/2021	14:01:15	D	4.50
1261	TARN TARAN	NAUSHERA PANNUAN	S-NPP	31.37020	74.93690	10/29/2021	14:01:15	D	10.90
1262	TARN TARAN	NAUSHERA PANNUAN	S-NPP	31.37050	74.93910	10/29/2021	14:01:15	D	7.20
1263	TARN TARAN	NAUSHERA PANNUAN	S-NPP	31.37080	74.99330	10/29/2021	14:01:15	D	11.90
1264	TARN TARAN	NAUSHERA PANNUAN	S-NPP	31.37130	74.99640	10/29/2021	14:01:15	D	12.10
1265	TARN TARAN	NAUSHERA PANNUAN	S-NPP	31.37210	74.86150	10/29/2021	14:01:15	D	4.80
1266	TARN TARAN	NAUSHERA PANNUAN	S-NPP	31.37240	74.85820	10/29/2021	14:01:15	D	2.40
1267	TARN TARAN	NAUSHERA PANNUAN	S-NPP	31.37480	74.93640	10/29/2021	14:01:15	D	4.90
1268	TARN TARAN	NAUSHERA PANNUAN	S-NPP	31.37510	74.93860	10/29/2021	14:01:15	D	7.20
1269	TARN TARAN	NAUSHERA PANNUAN	S-NPP	31.37990	74.99000	10/29/2021	14:01:15	D	6.10
1270	TARN TARAN	NAUSHERA PANNUAN	S-NPP	31.37990	74.99220	10/29/2021	14:01:15	D	4.30
1271	TARN TARAN	NAUSHERA PANNUAN	S-NPP	31.38190	74.86240	10/29/2021	14:01:15	D	8.80
1272	TARN TARAN	NAUSHERA PANNUAN	S-NPP	31.40130	74.97330	10/29/2021	14:01:15	D	3.90
1273	TARN TARAN	NAUSHERA PANNUAN	AQUA	31.33300	74.91100	10/29/2021	13:56:43	D	11.10
1274	TARN TARAN	NAUSHERA PANNUAN	AQUA	31.33500	74.92400	10/29/2021	13:56:43	D	42.40
1275	TARN TARAN	NAUSHERA PANNUAN	AQUA	31.36300	74.98900	10/29/2021	13:56:43	D	11.10
1276	TARN TARAN	PATTI	S-NPP	31.12160	74.80150	10/29/2021	14:01:15	D	4.70
1277	TARN TARAN	PATTI	S-NPP	31.12610	74.80100	10/29/2021	14:01:15	D	4.70

1278	TARN TARAN	PATTI	S-NPP	31.16670	74.82970	10/29/2021	14:01:15	D	9.00
1279	TARN TARAN	PATTI	S-NPP	31.17920	74.81760	10/29/2021	14:01:15	D	11.70
1280	TARN TARAN	PATTI	S-NPP	31.18310	74.85940	10/29/2021	14:01:15	D	21.30
1281	TARN TARAN	PATTI	S-NPP	31.18570	74.83790	10/29/2021	14:01:15	D	3.40
1282	TARN TARAN	PATTI	S-NPP	31.18620	74.84310	10/29/2021	14:01:15	D	3.40
1283	TARN TARAN	PATTI	S-NPP	31.19830	74.77820	10/29/2021	14:01:15	D	3.60
1284	TARN TARAN	PATTI	S-NPP	31.20820	74.83510	10/29/2021	14:01:15	D	8.30
1285	TARN TARAN	PATTI	S-NPP	31.22170	74.88120	10/29/2021	14:01:15	D	5.00
1286	TARN TARAN	PATTI	S-NPP	31.22220	74.88650	10/29/2021	14:01:15	D	7.10
1287	TARN TARAN	PATTI	S-NPP	31.22470	74.76970	10/29/2021	14:01:15	D	5.40
1288	TARN TARAN	PATTI	S-NPP	31.22520	74.77490	10/29/2021	14:01:15	D	5.40
1289	TARN TARAN	PATTI	S-NPP	31.24190	74.90010	10/29/2021	14:01:15	D	6.50
1290	TARN TARAN	PATTI	S-NPP	31.25370	74.78710	10/29/2021	14:01:15	D	3.30
1291	TARN TARAN	PATTI	S-NPP	31.25540	74.78560	10/29/2021	14:01:15	D	2.40
1292	TARN TARAN	PATTI	S-NPP	31.25580	74.80800	10/29/2021	14:01:15	D	5.80
1293	TARN TARAN	PATTI	S-NPP	31.26340	74.77410	10/29/2021	14:01:15	D	4.50
1294	TARN TARAN	PATTI	S-NPP	31.29730	74.79620	10/29/2021	14:01:15	D	6.60
1295	TARN TARAN	PATTI	S-NPP	31.30930	74.82660	10/29/2021	14:01:15	D	13.30
1296	TARN TARAN	PATTI	S-NPP	31.31380	74.82600	10/29/2021	14:01:15	D	13.30
1297	TARN TARAN	PATTI	S-NPP	31.31980	74.84120	10/29/2021	14:01:15	D	8.00
1298	TARN TARAN	PATTI	S-NPP	31.32180	74.86230	10/29/2021	14:01:15	D	5.10
1299	TARN TARAN	PATTI	S-NPP	31.32430	74.84070	10/29/2021	14:01:15	D	8.00
1300	TARN TARAN	PATTI	S-NPP	31.34700	74.88600	10/29/2021	14:01:15	D	2.90
1301	TARN TARAN	PATTI	AQUA	31.16200	74.82800	10/29/2021	13:56:43	D	22.90
1302	TARN TARAN	PATTI	AQUA	31.16900	74.89500	10/29/2021	13:56:43	D	11.70
1303	TARN TARAN	PATTI	AQUA	31.18300	74.83800	10/29/2021	13:56:43	D	9.70
1304	TARN TARAN	PATTI	AQUA	31.24000	74.89000	10/29/2021	13:56:43	D	24.40
1305	TARN TARAN	PATTI	AQUA	31.25600	74.84700	10/29/2021	13:56:43	D	7.30
1306	TARN TARAN	PATTI	AQUA	31.30500	74.82600	10/29/2021	13:56:43	D	17.30
1307	TARN TARAN	PATTI	AQUA	31.31300	74.81900	10/29/2021	13:56:43	D	16.20
1308	TARN TARAN	PATTI	AQUA	31.34000	74.88300	10/29/2021	13:56:43	D	8.60
1309	TARN TARAN	TARN TARAN	S-NPP	31.39060	74.80800	10/29/2021	14:01:15	D	4.50
1310	TARN TARAN	TARN TARAN	S-NPP	31.39510	74.80740	10/29/2021	14:01:15	D	3.00

1311	TARN TARAN	TARN TARAN	S-NPP	31.41020	74.82150	10/29/2021	14:01:15	D	4.00
1312	TARN TARAN	TARN TARAN	S-NPP	31.41070	74.82680	10/29/2021	14:01:15	D	7.80
1313	TARN TARAN	TARN TARAN	S-NPP	31.42980	74.78720	10/29/2021	14:01:15	D	3.80
1314	TARN TARAN	TARN TARAN	S-NPP	31.43120	74.89930	10/29/2021	14:01:15	D	13.10
1315	TARN TARAN	TARN TARAN	S-NPP	31.44430	74.98990	10/29/2021	14:01:15	D	3.20
1316	TARN TARAN	TARN TARAN	S-NPP	31.45580	74.77340	10/29/2021	14:01:15	D	7.00
1317	TARN TARAN	TARN TARAN	S-NPP	31.45750	74.77580	10/29/2021	14:01:15	D	9.70
1318	TARN TARAN	TARN TARAN	S-NPP	31.45890	74.85290	10/29/2021	14:01:15	D	3.90
1319	TARN TARAN	TARN TARAN	S-NPP	31.45970	74.85020	10/29/2021	14:01:15	D	3.90
1320	TARN TARAN	TARN TARAN	S-NPP	31.46040	74.82070	10/29/2021	14:01:15	D	4.70
1321	TARN TARAN	TARN TARAN	S-NPP	31.46130	74.81790	10/29/2021	14:01:15	D	7.70
1322	TARN TARAN	TARN TARAN	S-NPP	31.46480	74.77230	10/29/2021	14:01:15	D	3.30
1323	TARN TARAN	TARN TARAN	S-NPP	31.47910	74.87190	10/29/2021	14:01:15	D	8.70
1324	TARN TARAN	TARN TARAN	S-NPP	31.48010	74.77300	10/29/2021	14:01:15	D	4.70
1325	TARN TARAN	TARN TARAN	S-NPP	31.48020	74.87460	10/29/2021	14:01:15	D	6.60
1326	TARN TARAN	TARN TARAN	S-NPP	31.51000	74.84940	10/29/2021	14:01:15	D	4.00
1327	TARN TARAN	TARN TARAN	AQUA	31.37300	74.81000	10/29/2021	13:56:43	D	11.60
1328	TARN TARAN	TARN TARAN	AQUA	31.40500	74.82500	10/29/2021	13:56:43	D	40.50
1329	TARN TARAN	TARN TARAN	AQUA	31.48000	74.85400	10/29/2021	13:56:43	D	7.20
1330	TARN TARAN	TARN TARAN	AQUA	31.48800	74.84700	10/29/2021	13:56:43	D	7.70
1331	TARN TARAN	TARN TARAN	AQUA	31.48900	74.76500	10/29/2021	13:56:43	D	7.80
1332	TARN TARAN	VALTOHA	S-NPP	31.09770	74.60230	10/29/2021	14:01:15	D	3.80
1333	TARN TARAN	VALTOHA	S-NPP	31.12450	74.57010	10/29/2021	14:01:15	D	6.00
1334	TARN TARAN	VALTOHA	S-NPP	31.12630	74.57310	10/29/2021	14:01:15	D	4.40
1335	TARN TARAN	VALTOHA	S-NPP	31.13440	74.67680	10/29/2021	14:01:15	D	5.70
1336	TARN TARAN	VALTOHA	S-NPP	31.13690	74.67970	10/29/2021	14:01:15	D	6.10
1337	TARN TARAN	VALTOHA	S-NPP	31.14060	74.59870	10/29/2021	14:01:15	D	4.80
1338	TARN TARAN	VALTOHA	S-NPP	31.14440	74.63930	10/29/2021	14:01:15	D	3.80
1339	TARN TARAN	VALTOHA	S-NPP	31.14640	74.65970	10/29/2021	14:01:15	D	6.50
1340	TARN TARAN	VALTOHA	S-NPP	31.20680	74.63140	10/29/2021	14:01:15	D	4.20
1341	TARN TARAN	VALTOHA	S-NPP	31.20970	74.56950	10/29/2021	14:01:15	D	6.80
1342	TARN TARAN	VALTOHA	S-NPP	31.24630	74.54290	10/29/2021	14:01:15	D	9.10
1343	TARN TARAN	VALTOHA	S-NPP	31.25210	74.60370	10/29/2021	14:01:15	D	4.30

1344	TARN TARAN	VALTOHA	AQUA	31.09500	74.60000	10/29/2021	13:56:43	D	13.90
1345	TARN TARAN	VALTOHA	AQUA	31.09500	74.60500	10/29/2021	13:56:43	D	10.30
1346	TARN TARAN	VALTOHA	AQUA	31.12100	74.57000	10/29/2021	13:56:43	D	10.60
1347	TARN TARAN	VALTOHA	AQUA	31.14600	74.69700	10/29/2021	13:56:43	D	7.80
1348	TARN TARAN	VALTOHA	AQUA	31.14800	74.71000	10/29/2021	13:56:43	D	6.20
1349	TARN TARAN	VALTOHA	AQUA	31.20300	74.56300	10/29/2021	13:56:43	D	15.00
1350	TARN TARAN	VALTOHA	AQUA	31.20400	74.57600	10/29/2021	13:56:43	D	11.80
1351	TARN TARAN	VALTOHA	AQUA	31.24200	74.63500	10/29/2021	13:56:43	D	9.60
1352	TARN TARAN	VALTOHA	AQUA	31.27900	74.61100	10/29/2021	13:56:43	D	7.30
1353	TARN TARAN	VALTOHA	AQUA	31.31700	74.59100	10/29/2021	13:56:43	D	11.60

Details of residue burning events in Haryana on 29-Oct-2021

S. No.	District	Tehsil / Block	Satellite	Latitude	Longitude	ACQ_DATE	ACQ_TIME	Day / Night	Fire Power (W/m2)
1	AMBALA	AMBALA-II	S-NPP	30.11410	76.60640	10/29/2021	14:01:15	D	3.10
2	AMBALA	AMBALA-II	S-NPP	30.24280	76.56940	10/29/2021	14:01:15	D	8.50
3	AMBALA	AMBALA-II	S-NPP	30.24730	76.57120	10/29/2021	14:01:15	D	6.80
4	AMBALA	AMBALA-II	S-NPP	30.30000	76.70860	10/29/2021	12:20:58	D	8.20
5	AMBALA	AMBALA-II	AQUA	30.20100	76.66900	10/29/2021	13:56:43	D	12.80
6	AMBALA	AMBALA-II	AQUA	30.23500	76.56000	10/29/2021	13:56:43	D	9.60
7	AMBALA	AMBALA-II	AQUA	30.26400	76.62100	10/29/2021	13:56:43	D	11.60
8	AMBALA	BARARA	S-NPP	30.31610	77.16920	10/29/2021	14:01:15	D	2.30
9	AMBALA	NARAINGARH	S-NPP	30.43430	77.12790	10/29/2021	14:01:15	D	4.40
10	AMBALA	SAHA	S-NPP	30.23220	76.92650	10/29/2021	14:01:15	D	2.30
11	AMBALA	SAHA	S-NPP	30.27730	76.97650	10/29/2021	14:01:15	D	2.20
12	AMBALA	SAHA	S-NPP	30.30070	76.91060	10/29/2021	14:01:15	D	2.90
13	AMBALA	SAHA	S-NPP	30.38760	76.97010	10/29/2021	14:01:15	D	2.60
14	FATEHABAD	JAKHAL	S-NPP	29.68840	75.72780	10/29/2021	14:01:15	D	12.40
15	FATEHABAD	JAKHAL	S-NPP	29.71850	75.74700	10/29/2021	14:01:15	D	72.00
16	FATEHABAD	JAKHAL	S-NPP	29.72320	75.74650	10/29/2021	14:01:15	D	10.60
17	FATEHABAD	JAKHAL	S-NPP	29.73620	75.73360	10/29/2021	14:01:15	D	4.90
18	FATEHABAD	JAKHAL	S-NPP	29.73770	75.73030	10/29/2021	14:01:15	D	4.60
19	FATEHABAD	JAKHAL	S-NPP	29.74200	75.74430	10/29/2021	14:01:15	D	5.30
20	FATEHABAD	JAKHAL	S-NPP	29.79030	75.73560	10/29/2021	14:01:15	D	39.90
21	FATEHABAD	JAKHAL	S-NPP	29.79600	75.74630	10/29/2021	14:01:15	D	11.90
22	FATEHABAD	JAKHAL	AQUA	29.70500	75.76600	10/29/2021	13:56:43	D	10.20
23	FATEHABAD	JAKHAL	AQUA	29.71300	75.73600	10/29/2021	13:56:43	D	10.90
24	FATEHABAD	JAKHAL	AQUA	29.73300	75.73300	10/29/2021	13:56:43	D	22.80
25	FATEHABAD	JAKHAL	AQUA	29.73500	75.74700	10/29/2021	13:56:43	D	32.60
26	FATEHABAD	JAKHAL	AQUA	29.76400	75.81400	10/29/2021	13:56:43	D	13.00
27	FATEHABAD	JAKHAL	AQUA	29.77800	75.84100	10/29/2021	13:56:43	D	32.60
28	FATEHABAD	JAKHAL	AQUA	29.78500	75.76200	10/29/2021	13:56:43	D	10.20
29	FATEHABAD	JAKHAL	AQUA	29.78700	75.77700	10/29/2021	13:56:43	D	11.30
30	FATEHABAD	RATIA	S-NPP	29.62380	75.64000	10/29/2021	14:01:15	D	14.00

31	FATEHABAD	RATIA	S-NPP	29.62540	75.63680	10/29/2021	14:01:15	D	9.10
32	FATEHABAD	RATIA	S-NPP	29.66100	75.63560	10/29/2021	14:01:15	D	5.60
33	FATEHABAD	RATIA	S-NPP	29.71360	75.54620	10/29/2021	14:01:15	D	4.30
34	FATEHABAD	RATIA	AQUA	29.65900	75.63100	10/29/2021	13:56:43	D	21.70
35	FATEHABAD	RATIA	AQUA	29.66000	75.64400	10/29/2021	13:56:43	D	15.40
36	FATEHABAD	RATIA	AQUA	29.66200	75.63700	10/29/2021	13:56:43	D	45.30
37	FATEHABAD	TOHANA	S-NPP	29.60070	75.82570	10/29/2021	14:01:15	D	12.30
38	FATEHABAD	TOHANA	S-NPP	29.60440	75.91730	10/29/2021	14:01:15	D	8.40
39	FATEHABAD	TOHANA	S-NPP	29.63270	75.86220	10/29/2021	14:01:15	D	3.70
40	FATEHABAD	TOHANA	S-NPP	29.64800	75.92390	10/29/2021	14:01:15	D	5.00
41	FATEHABAD	TOHANA	S-NPP	29.64880	75.92150	10/29/2021	14:01:15	D	3.00
42	FATEHABAD	TOHANA	S-NPP	29.65870	75.76530	10/29/2021	14:01:15	D	19.40
43	FATEHABAD	TOHANA	S-NPP	29.65920	75.77090	10/29/2021	14:01:15	D	19.40
44	FATEHABAD	TOHANA	AQUA	29.63900	75.89800	10/29/2021	13:56:43	D	9.60
45	FATEHABAD	TOHANA	AQUA	29.65600	75.76500	10/29/2021	13:56:43	D	27.50
46	FATEHABAD	TOHANA	AQUA	29.74200	75.90500	10/29/2021	13:56:43	D	8.40
47	FATEHABAD	TOHANA	AQUA	29.75500	75.83000	10/29/2021	13:56:43	D	17.00
48	HISAR	BARWALA	S-NPP	29.39270	76.07330	10/29/2021	14:01:15	D	7.30
49	HISAR	UKLANA	S-NPP	29.51550	75.94190	10/29/2021	14:01:15	D	2.30
50	JIND	ALEWA	AQUA	29.51900	76.47000	10/29/2021	13:56:43	D	9.60
51	JIND	NARWANA	S-NPP	29.76760	76.12020	10/29/2021	14:01:15	D	3.80
52	JIND	NARWANA	S-NPP	29.77460	76.14340	10/29/2021	14:01:15	D	3.70
53	JIND	NARWANA	S-NPP	29.77800	76.19450	10/29/2021	14:01:15	D	5.40
54	JIND	NARWANA	S-NPP	29.77850	76.20050	10/29/2021	14:01:15	D	7.30
55	JIND	NARWANA	AQUA	29.61100	76.17400	10/29/2021	13:56:43	D	9.40
56	JIND	NARWANA	AQUA	29.77500	76.19800	10/29/2021	13:56:43	D	14.70
57	JIND	NARWANA	AQUA	29.82000	76.18600	10/29/2021	13:56:43	D	9.90
58	JIND	SAFIDON	AQUA	29.43100	76.59900	10/29/2021	13:56:43	D	8.20
59	JIND	SAFIDON	AQUA	29.46000	76.65800	10/29/2021	13:56:43	D	8.70
60	JIND	UCHANA	S-NPP	29.53310	76.24140	10/29/2021	14:01:15	D	12.90
61	JIND	UCHANA	S-NPP	29.57000	76.18050	10/29/2021	14:01:15	D	5.90
62	KAITHAL	GUHLA	S-NPP	29.99270	76.31590	10/29/2021	14:01:15	D	3.10
63	KAITHAL	GUHLA	S-NPP	30.01090	76.24600	10/29/2021	14:01:15	D	4.70

64	KAITHAL	GUHLA	S-NPP	30.01380	76.24480	10/29/2021	14:01:15	D	3.50
65	KAITHAL	GUHLA	S-NPP	30.01600	76.27080	10/29/2021	12:20:58	D	8.10
66	KAITHAL	GUHLA	S-NPP	30.01680	76.41950	10/29/2021	14:01:15	D	5.20
67	KAITHAL	GUHLA	S-NPP	30.01860	76.41860	10/29/2021	14:01:15	D	11.30
68	KAITHAL	GUHLA	S-NPP	30.04360	76.42210	10/29/2021	14:01:15	D	6.40
69	KAITHAL	GUHLA	S-NPP	30.07190	76.40640	10/29/2021	14:01:15	D	9.90
70	KAITHAL	GUHLA	S-NPP	30.07520	76.27500	10/29/2021	14:01:15	D	27.40
71	KAITHAL	GUHLA	S-NPP	30.07630	76.34320	10/29/2021	14:01:15	D	7.70
72	KAITHAL	GUHLA	S-NPP	30.07900	76.37420	10/29/2021	14:01:15	D	12.50
73	KAITHAL	GUHLA	S-NPP	30.09090	76.34160	10/29/2021	14:01:15	D	9.30
74	KAITHAL	GUHLA	S-NPP	30.11240	76.25240	10/29/2021	14:01:15	D	9.20
75	KAITHAL	GUHLA	S-NPP	30.12430	76.43870	10/29/2021	14:01:15	D	11.60
76	KAITHAL	GUHLA	S-NPP	30.14970	76.42150	10/29/2021	14:01:15	D	10.40
77	KAITHAL	GUHLA	AQUA	29.99100	76.30900	10/29/2021	13:56:43	D	8.80
78	KAITHAL	GUHLA	AQUA	30.01700	76.42600	10/29/2021	13:56:43	D	15.00
79	KAITHAL	GUHLA	AQUA	30.02000	76.36800	10/29/2021	13:56:43	D	12.70
80	KAITHAL	GUHLA	AQUA	30.06900	76.40200	10/29/2021	13:56:43	D	20.80
81	KAITHAL	GUHLA	AQUA	30.07700	76.37000	10/29/2021	13:56:43	D	10.70
82	KAITHAL	GUHLA	AQUA	30.15200	76.41600	10/29/2021	13:56:43	D	15.90
83	KAITHAL	KAITHAL	S-NPP	29.81150	76.43990	10/29/2021	14:01:15	D	3.40
84	KAITHAL	KAITHAL	S-NPP	29.89200	76.43470	10/29/2021	14:01:15	D	6.00
85	KAITHAL	KALAYAT	S-NPP	29.65240	76.34130	10/29/2021	14:01:15	D	4.10
86	KAITHAL	KALAYAT	S-NPP	29.73290	76.33040	10/29/2021	14:01:15	D	5.80
87	KAITHAL	KALAYAT	S-NPP	29.73830	76.33600	10/29/2021	14:01:15	D	6.80
88	KAITHAL	PUNDRI	S-NPP	29.72870	76.64110	10/29/2021	14:01:15	D	4.40
89	KAITHAL	PUNDRI	S-NPP	29.72950	76.63920	10/29/2021	14:01:15	D	5.20
90	KAITHAL	PUNDRI	AQUA	29.67300	76.62700	10/29/2021	13:56:43	D	12.80
91	KAITHAL	PUNDRI	AQUA	29.68000	76.69100	10/29/2021	13:56:43	D	11.90
92	KAITHAL	PUNDRI	AQUA	29.69100	76.68900	10/29/2021	13:56:43	D	9.70
93	KAITHAL	PUNDRI	AQUA	29.69100	76.69500	10/29/2021	13:56:43	D	9.90
94	KAITHAL	RAJOUND	S-NPP	29.54230	76.51120	10/29/2021	14:01:15	D	4.00
95	KAITHAL	RAJOUND	S-NPP	29.66220	76.45190	10/29/2021	14:01:15	D	3.60
96	KAITHAL	SIWAN	S-NPP	29.90920	76.37480	10/29/2021	14:01:15	D	4.00

97	KAITHAL	SIWAN	S-NPP	29.93870	76.26010	10/29/2021	14:01:15	D	6.80
98	KAITHAL	SIWAN	AQUA	29.86100	76.25700	10/29/2021	13:56:43	D	10.90
99	KARNAL	ASSANDH	S-NPP	29.50270	76.62930	10/29/2021	14:01:15	D	6.90
100	KARNAL	ASSANDH	S-NPP	29.50640	76.62900	10/29/2021	14:01:15	D	7.00
101	KARNAL	ASSANDH	S-NPP	29.58450	76.55060	10/29/2021	12:20:58	D	5.00
102	KARNAL	ASSANDH	S-NPP	29.59980	76.65720	10/29/2021	14:01:15	D	8.60
103	KARNAL	ASSANDH	S-NPP	29.60000	76.65490	10/29/2021	14:01:15	D	5.60
104	KARNAL	ASSANDH	S-NPP	29.60960	76.71190	10/29/2021	14:01:15	D	10.30
105	KARNAL	ASSANDH	S-NPP	29.60990	76.71400	10/29/2021	14:01:15	D	16.30
106	KARNAL	ASSANDH	S-NPP	29.61020	76.71830	10/29/2021	14:01:15	D	10.30
107	KARNAL	ASSANDH	S-NPP	29.64890	76.64320	10/29/2021	14:01:15	D	5.60
108	KARNAL	ASSANDH	AQUA	29.50300	76.63100	10/29/2021	13:56:43	D	10.50
109	KARNAL	ASSANDH	AQUA	29.59400	76.65000	10/29/2021	13:56:43	D	54.90
110	KARNAL	ASSANDH	AQUA	29.59600	76.64300	10/29/2021	13:56:43	D	24.60
111	KARNAL	ASSANDH	AQUA	29.59600	76.66600	10/29/2021	13:56:43	D	11.10
112	KARNAL	ASSANDH	AQUA	29.59800	76.65900	10/29/2021	13:56:43	D	41.10
113	KARNAL	ASSANDH	AQUA	29.60200	76.70700	10/29/2021	13:56:43	D	18.60
114	KARNAL	GHARAUNDA	S-NPP	29.50430	77.06750	10/29/2021	14:01:15	D	1.60
115	KARNAL	GHARAUNDA	S-NPP	29.59950	77.06480	10/29/2021	14:01:15	D	2.50
116	KARNAL	KARNAL	S-NPP	29.66230	77.04950	10/29/2021	14:01:15	D	8.40
117	KARNAL	KARNAL	S-NPP	29.66260	77.05290	10/29/2021	14:01:15	D	8.40
118	KARNAL	KARNAL	S-NPP	29.73670	76.91380	10/29/2021	14:01:15	D	6.00
119	KARNAL	KARNAL	S-NPP	29.73730	77.02810	10/29/2021	14:01:15	D	4.80
120	KARNAL	NILOKHERI	S-NPP	29.74740	76.91940	10/29/2021	14:01:15	D	21.50
121	KARNAL	NILOKHERI	S-NPP	29.74780	76.91420	10/29/2021	14:01:15	D	9.80
122	KARNAL	NILOKHERI	S-NPP	29.74840	76.92080	10/29/2021	14:01:15	D	10.60
123	KARNAL	NILOKHERI	S-NPP	29.86810	76.98370	10/29/2021	14:01:15	D	1.60
124	KURUKSHETRA	ISMAILABAD	S-NPP	30.06450	76.73610	10/29/2021	12:20:58	D	3.00
125	KURUKSHETRA	LADWA	S-NPP	29.99120	77.06910	10/29/2021	14:01:15	D	2.40
126	KURUKSHETRA	PEHOWA	S-NPP	29.94520	76.60100	10/29/2021	12:20:58	D	6.00
127	KURUKSHETRA	PEHOWA	S-NPP	29.94850	76.59910	10/29/2021	12:20:58	D	5.30
128	KURUKSHETRA	PEHOWA	S-NPP	29.95130	76.70240	10/29/2021	14:01:15	D	4.40
129	KURUKSHETRA	PEHOWA	S-NPP	29.95770	76.59780	10/29/2021	14:01:15	D	14.80

130	KURUKSHETRA	PEHOWA	S-NPP	29.96970	76.62240	10/29/2021	14:01:15	D	10.50
131	KURUKSHETRA	PEHOWA	S-NPP	30.00060	76.57390	10/29/2021	14:01:15	D	19.50
132	KURUKSHETRA	PEHOWA	S-NPP	30.00450	76.67710	10/29/2021	14:01:15	D	5.00
133	KURUKSHETRA	SHAHBAD	S-NPP	30.20080	76.79320	10/29/2021	14:01:15	D	9.80
134	KURUKSHETRA	THANESAR	S-NPP	29.93850	76.91870	10/29/2021	12:20:58	D	2.90
135	KURUKSHETRA	THANESAR	S-NPP	29.98610	76.75780	10/29/2021	14:01:15	D	8.20
136	KURUKSHETRA	THANESAR	S-NPP	30.03210	76.70650	10/29/2021	14:01:15	D	6.90
137	KURUKSHETRA	THANESAR	S-NPP	30.03220	76.70690	10/29/2021	14:01:15	D	10.00
138	KURUKSHETRA	THANESAR	AQUA	30.03400	76.70400	10/29/2021	13:56:43	D	11.20
139	PALWAL	HASSANPUR	S-NPP	27.94120	77.50720	10/29/2021	14:01:15	D	5.40
140	PALWAL	HASSANPUR	S-NPP	27.94180	77.51390	10/29/2021	14:01:15	D	11.10
141	PALWAL	HASSANPUR	S-NPP	27.98370	77.51990	10/29/2021	14:01:15	D	3.90
142	PALWAL	HASSANPUR	AQUA	27.93400	77.50800	10/29/2021	13:56:43	D	21.70
143	PALWAL	HODAL	S-NPP	27.91810	77.41790	10/29/2021	14:01:15	D	5.20
144	PANIPAT	SAMALKHA	S-NPP	29.23650	77.12560	10/29/2021	14:01:15	D	1.80
145	SIRSA	BARAGUNDA	S-NPP	29.67470	75.14840	10/29/2021	14:01:15	D	2.40
146	SIRSA	BARAGUNDA	S-NPP	29.75310	75.19300	10/29/2021	14:01:15	D	5.10
147	SIRSA	ELLENABAD	S-NPP	29.44750	74.70090	10/29/2021	14:01:15	D	10.10
148	SIRSA	SIRSA	S-NPP	29.59310	75.10650	10/29/2021	14:01:15	D	6.50
149	SIRSA	SIRSA	S-NPP	29.62810	75.13850	10/29/2021	14:01:15	D	7.70
150	SIRSA	SIRSA	S-NPP	29.63210	75.13280	10/29/2021	14:01:15	D	2.80
151	SONIPAT	MURTHAL	S-NPP	29.10560	77.06240	10/29/2021	14:01:15	D	2.00
152	YAMUNANAGAR	BILASPUR	S-NPP	30.24600	77.28830	10/29/2021	14:01:15	D	2.70
153	YAMUNANAGAR	CHHACHHRAULI	S-NPP	30.23250	77.45290	10/29/2021	14:01:15	D	5.40
154	YAMUNANAGAR	MUSTAFABAD	S-NPP	30.19940	77.15810	10/29/2021	14:01:15	D	4.20
155	YAMUNANAGAR	RADAUR	S-NPP	29.96830	77.20140	10/29/2021	12:20:58	D	4.80
156	YAMUNANAGAR	RADAUR	S-NPP	30.00470	77.23870	10/29/2021	14:01:15	D	2.70
157	YAMUNANAGAR	RADAUR	S-NPP	30.07920	77.10850	10/29/2021	14:01:15	D	9.00
158	YAMUNANAGAR	RADAUR	S-NPP	30.07950	77.11200	10/29/2021	14:01:15	D	9.20
159	YAMUNANAGAR	RADAUR	S-NPP	30.08200	77.10830	10/29/2021	14:01:15	D	7.90
160	YAMUNANAGAR	RADAUR	S-NPP	30.08230	77.11170	10/29/2021	14:01:15	D	10.30
161	YAMUNANAGAR	SADHAURA	S-NPP	30.39900	77.27750	10/29/2021	14:01:15	D	1.30

Details of residue burning events in Uttar Pradesh on 29-Oct-2021

S. No.	District	Tehsil / Block	Satellite	Latitude	Longitude	ACQ_DATE	ACQ_TIME	Day / Night	Fire Power (W/m2)
1	AURAIYA	BIDHUNA	S-NPP	26.64330	79.47960	10/29/2021	14:01:15	D	41.30
2	BARABANKI	FATEHPUR	S-NPP	27.19540	81.19760	10/29/2021	12:20:58	D	2.20
3	BIJNOR	NAGINA	S-NPP	29.64790	78.46900	10/29/2021	14:01:15	D	2.20
4	FATEHPUR	FATEHPUR	S-NPP	25.84950	80.64050	10/29/2021	14:01:15	D	2.90
5	GHAZIABAD	GHAZIABAD	S-NPP	28.81440	77.22730	10/29/2021	14:01:15	D	2.30
6	GHAZIABAD	GHAZIABAD	S-NPP	28.81730	77.22810	10/29/2021	14:01:15	D	3.70
7	LUCKNOW	MOHANLAL GANJ	S-NPP	26.70600	81.09420	10/29/2021	14:01:15	D	6.80
8	LUCKNOW	MOHANLAL GANJ	S-NPP	26.70960	81.09090	10/29/2021	14:01:15	D	14.20
9	LUCKNOW	MOHANLAL GANJ	S-NPP	26.71230	81.09370	10/29/2021	14:01:15	D	6.80
10	MATHURA	CHHATA	S-NPP	27.56980	77.44950	10/29/2021	14:01:15	D	3.10
11	MATHURA	CHHATA	S-NPP	27.57260	77.44710	10/29/2021	14:01:15	D	3.00
12	MATHURA	CHHATA	S-NPP	27.78700	77.42310	10/29/2021	14:01:15	D	2.30
13	PILHIBHIT	PURANPUR	S-NPP	28.35800	80.14580	10/29/2021	14:01:15	D	3.60
14	PILHIBHIT	PURANPUR	S-NPP	28.43320	80.15900	10/29/2021	14:01:15	D	3.20
15	PILHIBHIT	PURANPUR	S-NPP	28.47680	80.08510	10/29/2021	14:01:15	D	4.60
16	PILHIBHIT	PURANPUR	S-NPP	28.47710	80.09010	10/29/2021	14:01:15	D	4.60
17	PILHIBHIT	PURANPUR	S-NPP	28.48480	80.11460	10/29/2021	14:01:15	D	2.70
18	PILHIBHIT	PURANPUR	S-NPP	28.52590	80.09640	10/29/2021	14:01:15	D	3.00
19	RAMPUR	BILASPUR	S-NPP	28.82110	79.25890	10/29/2021	14:01:15	D	2.00
20	RAMPUR	BILASPUR	S-NPP	28.88040	79.35850	10/29/2021	14:01:15	D	2.50
21	RAMPUR	BILASPUR	S-NPP	28.88620	79.35800	10/29/2021	14:01:15	D	4.70
22	RAMPUR	BILASPUR	S-NPP	28.88650	79.35900	10/29/2021	14:01:15	D	4.70
23	RAMPUR	BILASPUR	S-NPP	28.93430	79.37790	10/29/2021	14:01:15	D	2.40
24	RAMPUR	TANDA	S-NPP	29.09820	78.96950	10/29/2021	14:01:15	D	2.70
25	RAMPUR	TANDA	S-NPP	29.11740	78.99850	10/29/2021	14:01:15	D	5.30
26	SHAHJAHANPUR	PUWANYA	S-NPP	28.18900	80.07040	10/29/2021	12:20:58	D	2.50
27	SHAHJAHANPUR	PUWANYA	S-NPP	28.27320	80.18030	10/29/2021	14:01:15	D	1.10

28	SHAHJAHANPUR	PUWANYA	S-NPP	28.30870	80.16760	10/29/2021	14:01:15	D	3.40
29	SHAHJAHANPUR	PUWANYA	S-NPP	28.32790	80.33150	10/29/2021	12:20:58	D	3.30
30	SHAHJAHANPUR	PUWANYA	S-NPP	28.34560	80.14180	10/29/2021	14:01:15	D	9.90
31	SHARANPUR	NAKUR	S-NPP	29.70040	77.26650	10/29/2021	14:01:15	D	2.20
32	SITAPUR	MISRIK	S-NPP	27.58930	80.35840	10/29/2021	14:01:15	D	3.10

Details of residue burning events in Rajasthan on 29-Oct-2021

S. No.	District	Tehsil / Block	Satellite	Latitude	Longitude	ACQ_DATE	ACQ_TIME	Day / Night	Fire Power (W/m ²)
1	BHARATPUR	KAMAN	S-NPP	27.65420	77.16450	10/29/2021	14:01:15	D	3.40
2	BHARATPUR	KAMAN	S-NPP	27.65430	77.16310	10/29/2021	14:01:15	D	5.50
3	BUNDI	BUNDI	S-NPP	25.25990	75.82430	10/29/2021	14:01:15	D	2.60
4	BUNDI	BUNDI	S-NPP	25.33440	75.82240	10/29/2021	14:01:15	D	2.00
5	HANUMANGARH	HANUMANGARH	S-NPP	29.48660	74.15060	10/29/2021	14:01:15	D	2.70
6	HANUMANGARH	HANUMANGARH	S-NPP	29.48990	74.14670	10/29/2021	14:01:15	D	5.50
7	HANUMANGARH	HANUMANGARH	S-NPP	29.49040	74.15110	10/29/2021	14:01:15	D	5.50
8	HANUMANGARH	HANUMANGARH	S-NPP	29.53740	74.19040	10/29/2021	14:01:15	D	2.50
9	HANUMANGARH	HANUMANGARH	S-NPP	29.61890	74.32820	10/29/2021	14:01:15	D	2.20
10	HANUMANGARH	HANUMANGARH	AQUA	29.48600	74.14700	10/29/2021	13:56:43	D	9.50
11	HANUMANGARH	P LIBANGA	S-NPP	29.46700	74.00950	10/29/2021	14:01:15	D	3.30
12	HANUMANGARH	P LIBANGA	S-NPP	29.46740	74.01030	10/29/2021	14:01:15	D	5.90
13	HANUMANGARH	P LIBANGA	AQUA	29.46200	74.00600	10/29/2021	13:56:43	D	14.40
14	HANUMANGARH	P LIBANGA	AQUA	29.46900	74.01000	10/29/2021	13:56:43	D	17.90
15	HANUMANGARH	SANGHRIYA	AQUA	29.94400	74.49600	10/29/2021	13:56:43	D	7.50
16	HANUMANGARH	TIBI	S-NPP	29.50410	74.52010	10/29/2021	14:01:15	D	4.30
17	HANUMANGARH	TIBI	S-NPP	29.50850	74.51960	10/29/2021	14:01:15	D	4.30
18	HANUMANGARH	TIBI	S-NPP	29.56820	74.48940	10/29/2021	14:01:15	D	5.00
19	HANUMANGARH	TIBI	S-NPP	29.62140	74.45410	10/29/2021	14:01:15	D	4.80
20	HANUMANGARH	TIBI	S-NPP	29.62190	74.45870	10/29/2021	14:01:15	D	4.80
21	HANUMANGARH	TIBI	S-NPP	29.62280	74.45480	10/29/2021	14:01:15	D	9.10
22	HANUMANGARH	TIBI	AQUA	29.50700	74.51100	10/29/2021	13:56:43	D	10.50
23	HANUMANGARH	TIBI	AQUA	29.50800	74.52300	10/29/2021	13:56:43	D	6.90


Details of residue burning events in Madhya Pradesh on 29-Oct-2021

S. No.	District	Tehsil / Block	Satellite	Latitude	Longitude	ACQ_DATE	ACQ_TIME	Day / Night	Fire Power (W/m2)
1	CHHINDWARA	AMARWARA	S-NPP	22.19320	79.16890	10/29/2021	14:01:15	D	1.90
2	CHHINDWARA	CHHINDWARA	S-NPP	21.94220	78.98820	10/29/2021	14:01:15	D	2.10
3	DATIA	SEONDHA	S-NPP	25.83270	78.53280	10/29/2021	14:01:15	D	2.20
4	GWALIOR	DABRA	S-NPP	25.83960	78.19010	10/29/2021	14:01:15	D	2.70
5	HOSHANGABAD	BABAI	S-NPP	22.70750	78.00100	10/29/2021	14:01:15	D	2.60
6	HOSHANGABAD	BABAI	S-NPP	22.72420	78.01750	10/29/2021	14:01:15	D	3.60
7	HOSHANGABAD	BABAI	S-NPP	22.82670	77.79250	10/29/2021	14:01:15	D	1.70
8	HOSHANGABAD	BABAI	S-NPP	22.84450	77.82020	10/29/2021	14:01:15	D	8.60
9	HOSHANGABAD	BABAI	S-NPP	22.84630	77.81800	10/29/2021	14:01:15	D	5.90
10	HOSHANGABAD	BANKHERI	S-NPP	22.71210	78.45920	10/29/2021	14:01:15	D	1.60
11	HOSHANGABAD	BANKHERI	S-NPP	22.78560	78.62700	10/29/2021	14:01:15	D	1.80
12	HOSHANGABAD	BANKHERI	S-NPP	22.83640	78.49320	10/29/2021	14:01:15	D	2.10
13	HOSHANGABAD	BANKHERI	S-NPP	22.85370	78.56420	10/29/2021	14:01:15	D	4.40
14	HOSHANGABAD	BANKHERI	S-NPP	22.87530	78.57200	10/29/2021	14:01:15	D	3.10
15	HOSHANGABAD	HOSHANGABAD	S-NPP	22.59610	77.58280	10/29/2021	14:01:15	D	3.50
16	HOSHANGABAD	HOSHANGABAD	S-NPP	22.59710	77.58350	10/29/2021	14:01:15	D	3.10
17	HOSHANGABAD	HOSHANGABAD	S-NPP	22.61630	77.63780	10/29/2021	14:01:15	D	4.70
18	HOSHANGABAD	HOSHANGABAD	S-NPP	22.70030	77.83330	10/29/2021	14:01:15	D	3.60
19	HOSHANGABAD	HOSHANGABAD	AQUA	22.64600	77.63200	10/29/2021	13:56:43	D	12.30
20	HOSHANGABAD	ITARSI	S-NPP	22.51180	77.65610	10/29/2021	14:01:15	D	5.30
21	HOSHANGABAD	ITARSI	S-NPP	22.60560	77.80280	10/29/2021	14:01:15	D	3.50
22	HOSHANGABAD	ITARSI	S-NPP	22.61170	77.69040	10/29/2021	14:01:15	D	6.60
23	HOSHANGABAD	ITARSI	S-NPP	22.66720	77.80130	10/29/2021	14:01:15	D	6.90
24	HOSHANGABAD	SEONI MALWA	S-NPP	22.37520	77.45120	10/29/2021	14:01:15	D	4.40
25	HOSHANGABAD	SEONI MALWA	S-NPP	22.38670	77.41960	10/29/2021	14:01:15	D	4.20
26	HOSHANGABAD	SEONI MALWA	S-NPP	22.41260	77.48340	10/29/2021	14:01:15	D	8.60
27	HOSHANGABAD	SEONI MALWA	S-NPP	22.44570	77.34130	10/29/2021	14:01:15	D	3.50
28	HOSHANGABAD	SEONI MALWA	S-NPP	22.44950	77.55790	10/29/2021	14:01:15	D	3.50
29	HOSHANGABAD	SEONI MALWA	S-NPP	22.47050	77.57250	10/29/2021	14:01:15	D	11.30
30	HOSHANGABAD	SEONI MALWA	S-NPP	22.47930	77.47830	10/29/2021	14:01:15	D	6.20
31	HOSHANGABAD	SEONI MALWA	S-NPP	22.48010	77.48130	10/29/2021	14:01:15	D	11.60
32	HOSHANGABAD	SEONI MALWA	S-NPP	22.48180	77.55130	10/29/2021	14:01:15	D	2.90

33	HOSHANGABAD	SEONI MALWA	AQUA	22.46600	77.57100	10/29/2021	13:56:43	D	12.60
34	HOSHANGABAD	SOHAGPUR	S-NPP	22.76940	78.27690	10/29/2021	14:01:15	D	1.90
35	JABALPUR	PATAN	S-NPP	23.23500	79.61490	10/29/2021	14:01:15	D	2.70
36	KATNI	BAHURIBAND	S-NPP	23.74330	79.92520	10/29/2021	12:20:58	D	4.30
37	MANDLA	NAINPUR	S-NPP	22.39790	80.16360	10/29/2021	14:01:15	D	2.70
38	MANDLA	NAINPUR	S-NPP	22.41340	80.14560	10/29/2021	14:01:15	D	2.60
39	MANDLA	NAINPUR	S-NPP	22.41600	80.14360	10/29/2021	14:01:15	D	1.30
40	MANDLA	NAINPUR	S-NPP	22.42560	80.12140	10/29/2021	12:20:58	D	7.10
41	MANDLA	NAINPUR	S-NPP	22.42740	80.12860	10/29/2021	12:20:58	D	11.20
42	MANDLA	NAINPUR	S-NPP	22.44220	80.18240	10/29/2021	14:01:15	D	6.40
43	MANDLA	NAINPUR	S-NPP	22.48290	80.12430	10/29/2021	14:01:15	D	8.60
44	MORENA	SABALGARH	S-NPP	26.23880	77.34560	10/29/2021	14:01:15	D	2.50
45	MORENA	SABALGARH	S-NPP	26.28040	77.36000	10/29/2021	14:01:15	D	6.40
46	MORENA	SABALGARH	S-NPP	26.28100	77.36550	10/29/2021	14:01:15	D	4.20
47	MORENA	SABALGARH	S-NPP	26.28100	77.36620	10/29/2021	14:01:15	D	6.40
48	NARSHIMAPURA	GOTECAON	S-NPP	22.95800	79.62130	10/29/2021	14:01:15	D	2.20
49	NARSHIMAPURA	NARSIMHAPUR	S-NPP	22.81200	79.41410	10/29/2021	14:01:15	D	2.90
50	REWA	HUZUR	S-NPP	24.41720	81.28190	10/29/2021	14:01:15	D	4.40
51	SATNA	RAMPURBAGHLEAN	S-NPP	24.55080	80.92380	10/29/2021	14:01:15	D	2.60
52	SEHORE	BUDHNI	S-NPP	22.70840	77.45350	10/29/2021	14:01:15	D	5.40
53	SEHORE	NASRULLAHGANJ	S-NPP	22.66700	77.37750	10/29/2021	14:01:15	D	3.00
54	SEONI	GHANSAUR	S-NPP	22.42180	79.82170	10/29/2021	14:01:15	D	7.40
55	SEONI	GHANSAUR	S-NPP	22.44970	79.88230	10/29/2021	14:01:15	D	4.80
56	SEONI	GHANSAUR	S-NPP	22.46460	79.66230	10/29/2021	12:20:58	D	2.60
57	SEONI	GHANSAUR	S-NPP	22.60520	79.83270	10/29/2021	14:01:15	D	3.60
58	SEONI	KEWLARI	S-NPP	22.26300	79.84440	10/29/2021	14:01:15	D	3.90
59	SEONI	KEWLARI	S-NPP	22.26450	79.86020	10/29/2021	14:01:15	D	5.00
60	SEONI	KEWLARI	S-NPP	22.28030	79.86160	10/29/2021	14:01:15	D	2.30
61	SEONI	KEWLARI	S-NPP	22.28150	79.86250	10/29/2021	14:01:15	D	1.90
62	SEONI	KEWLARI	S-NPP	22.28270	79.79710	10/29/2021	12:20:58	D	4.90
63	SEONI	KEWLARI	S-NPP	22.28710	79.80270	10/29/2021	14:01:15	D	2.60
64	SEONI	KEWLARI	S-NPP	22.29180	79.80110	10/29/2021	14:01:15	D	4.20
65	SEONI	KEWLARI	S-NPP	22.29260	79.80210	10/29/2021	14:01:15	D	3.30

66	SEONI	KEWLARI	S-NPP	22.33050	79.79700	10/29/2021	14:01:15	D	8.80
67	SEONI	KEWLARI	S-NPP	22.33500	79.90820	10/29/2021	14:01:15	D	3.70
68	SEONI	KEWLARI	S-NPP	22.33520	79.72580	10/29/2021	14:01:15	D	10.00
69	SEONI	KEWLARI	S-NPP	22.33570	79.79250	10/29/2021	14:01:15	D	5.10
70	SEONI	KEWLARI	S-NPP	22.34690	79.84210	10/29/2021	12:20:58	D	7.80
71	SEONI	KEWLARI	S-NPP	22.35700	79.82320	10/29/2021	12:20:58	D	4.70
72	SEONI	KEWLARI	S-NPP	22.35830	79.97840	10/29/2021	14:01:15	D	4.40
73	SEONI	KEWLARI	S-NPP	22.35920	79.82060	10/29/2021	12:20:58	D	3.00
74	SEONI	KEWLARI	S-NPP	22.36020	79.75480	10/29/2021	14:01:15	D	5.80
75	SEONI	KEWLARI	S-NPP	22.38710	79.92330	10/29/2021	14:01:15	D	2.80
76	SEONI	KEWLARI	S-NPP	22.39010	79.95530	10/29/2021	14:01:15	D	4.60
77	SEONI	KEWLARI	S-NPP	22.39050	79.95930	10/29/2021	14:01:15	D	6.10
78	SEONI	KEWLARI	S-NPP	22.46660	80.00650	10/29/2021	14:01:15	D	4.80
79	SEONI	KEWLARI	S-NPP	22.49280	79.98340	10/29/2021	14:01:15	D	3.10
80	SEONI	KEWLARI	AQUA	22.32900	79.78500	10/29/2021	13:56:43	D	17.20
81	SEONI	LAKHNADOU	S-NPP	22.80180	79.67250	10/29/2021	14:01:15	D	4.00
82	SEONI	LAKHNADOU	S-NPP	22.80240	79.67460	10/29/2021	14:01:15	D	3.70
83	SEONI	SEONI	S-NPP	22.05700	79.48320	10/29/2021	14:01:15	D	1.80
84	SEONI	SEONI	S-NPP	22.18390	79.47030	10/29/2021	14:01:15	D	1.60
85	SEONI	SEONI	S-NPP	22.21030	79.70380	10/29/2021	12:20:58	D	4.80
86	SEONI	SEONI	S-NPP	22.22570	79.67520	10/29/2021	12:20:58	D	7.00
87	SEONI	SEONI	S-NPP	22.26490	79.74590	10/29/2021	14:01:15	D	2.60
88	SEONI	SEONI	S-NPP	22.28030	79.73520	10/29/2021	14:01:15	D	3.60
89	SEONI	SEONI	S-NPP	22.28080	79.73640	10/29/2021	14:01:15	D	5.00
90	SEONI	SEONI	S-NPP	22.29250	79.75990	10/29/2021	12:20:58	D	3.50
91	SEONI	SEONI	S-NPP	22.30240	79.73290	10/29/2021	14:01:15	D	5.40
92	SEONI	SEONI	S-NPP	22.30250	79.72800	10/29/2021	12:20:58	D	4.30
93	SEONI	SEONI	S-NPP	22.34390	79.76030	10/29/2021	14:01:15	D	4.00
94	SEONI	SEONI	AQUA	22.25500	79.56100	10/29/2021	13:56:43	D	16.50
95	SEONI	SEONI	AQUA	22.26100	79.54800	10/29/2021	13:56:43	D	14.70
96	SEONI	SEONI	AQUA	22.29800	79.73000	10/29/2021	13:56:43	D	18.00
97	SHEOPUR	SHEOPUR	AQUA	25.53200	76.54000	10/29/2021	13:56:43	D	11.00

SNPP (VIIRS) Satellite image (TCC) of North and Central India Acquired on 29-Oct-2021 at 13:58:00 IST by IARI Ground Station



The study used data received from following Satellites at NRSC Ground Station

S. No.	Satellite Name	Sensor	Resolution (meter)	Day / Night Passes
1.	Suomi NPP	VIIRS	375 / 750	Both
2.	Terra	MODIS	1000	Both
3.	Aqua	MODIS	1000	Both

**The rice mask for the Punjab and Haryana were provided by MNCFC, MoA&FW, Govt of India
The kharif crop mask for Delhi, Uttar Pradesh, Rajasthan and Madhya Pradesh were provided by NRSC**

Study Team

ICAR – HQ	Dr S.K. Chaudhari	DDG (AG. ENGG.)	ddgengg@icar.org.in
	Dr S. Bhasker	ADG (NRM)	adgagroandaf@gmail.com
	Dr K.K. Singh	ADG (AG. ENGG.)	kanchansingh044@gmail.com
ICAR - IARI	Dr V.K. Sehgal	Professor & Nodal Scientist	iaricreams@gmail.com
	Dr Rajkumar Dhakar	Scientist	raidhakar.iari@gmail.com
	Mr Mohd Jahangir	Lab Assistant (KRISHI)	mjahangir198@gmail.com
ICAR - ATARI	Dr Rajbir Singh	Director ATARI (Zone-I) Ludhiana	rajbirsingh.zpd@gmail.com
	Dr S.K. Singh	Director ATARI (Zone-II) Jodhpur	sushilsinghiipr@yahoo.co.in
	Dr Atar Singh	Director ATARI (Zone-III) Kanpur	zpdicarkanpur@gmail.com
ICAR - IASRI	Dr Rajender Parsad	Director	rajender.parsad@icar.gov.in

GIS Maps of fire events can be visualized online on ICAR KRISHI Geoportal website: <http://geoportal.icar.gov.in:8080/geoexplorer/composer/>
(Part of KRISHI Portal: <https://krishi.icar.gov.in> initiative)
